

[Disclaimer]

1. This document is an English translation of the Japanese language Summary Prospectus of the NEXT FUNDS Solactive Japan ESG Core Index Exchange Traded Fund (hereinafter referred to as “the Fund”).

This document is based on the Summary Prospectus of the Fund as of March 28, 2024, except as otherwise indicated herein. There is no guarantee that this document is or will be updated or modified even if an update or modification to the corresponding Japanese language Summary Prospectus occurs.

2. This English translation is not required by law or any regulation.
3. This document is offered for information purpose only and shall not be considered an offer or solicitation for any investment, whether in securities, the Fund, or otherwise.
4. This English translation is not an official translation. In the event of any inconsistencies between this English translation and the official Japanese text of the Summary Prospectus, the Japanese version shall prevail.
5. The accuracy, reliability and timeliness of this translation are not guaranteed. Should any error in translation of this document occur, neither Nomura Asset Management Co., Ltd nor its translator shall be liable for the error.
6. The Fund is not registered with any applicable administrative organization other than those applicable to Japan. The Fund is not listed on any exchanges other than those in Japan.
7. A Japanese securities registration statement for the Fund, which is required by Japanese law, is filed with the proper Japanese authorities. The statement should be referred to for the detailed information of the Fund.
8. Neither this document nor any part hereof may be (a) copied or reproduced in any form by any means or (b) redistributed without the prior written consent of Nomura Asset Management Co., Ltd.

NEXT FUNDS
NEXT FUNDS Dedicated website
<https://nextfunds.jp>

Explanatory Booklet on the Investment Trust
(Summary Prospectus)
Commencement date:
March 28, 2024

Code: 2850

NEXT FUNDS
Solactive Japan ESG Core Index Exchange Traded Fund
NF Japan ESG Core ETF (Nickname)

Open-ended Investment Trust, Domestic, Stocks, ETF, Index Type

-----Please read this document carefully before deciding to subscribe to the NEXT FUNDS Solactive Japan ESG Core Index Exchange Traded Fund (“the Fund”) -----

This summary prospectus is published pursuant to the provisions of Article 13 of the Financial Instruments and Exchange Act (No.25 of 1948).

- ~~The prospectus for the Fund provided for in Article 15, Paragraph 3 of the Financial Instruments and Exchange Act (herein after referred to as the “Prospectus”) is published on the website of the Nomura Asset Management Co., Ltd.~~ The complete text of the basic terms and conditions of the investment trust of the Fund is provided in the Prospectus.
- For information on distributing companies and the net asset value (“NAV”) of the Fund, etc., please contact us as follows:

<Management Company> [the party issuing investment instructions for the Fund]

Nomura Asset Management Co., Ltd.

- Registration Number (Financial Instruments Business Operators): Director of the Kanto Local Financial Bureau (Financial instruments firms) No.373

<Trustee> [the party responsible for custody and management of Fund assets]

Mitsubishi UFJ Trust and Banking Corporation

(Re-trustee: The Master Trust Bank of Japan, Ltd.)

Reference : Nomura Asset Management Co., Ltd.
Homepage : <http://www.nomura-am.co.jp/>

Product Classification					Segmentation by Attribute			
Unit Type / Open-ended Investment Trust	Eligible Market	Eligible Investments (Source of Income)	Independent Segment	Supplementary Classification	Eligible Investments	Timing of Accounting Period	Geographical Areas of Investment	Index followed
Open-ended Investment Trust	Domestic	Stocks	ETF	Index Type	Stocks General	2 times yearly	Japan	Others (Solactive Japan ESG Core Index)

Please refer to the Investment Trusts Association, Japan website (<http://www.toushin.or.jp/>) for definitions of product classification and segmentation by attribute above.

<Information on Management Company>

- Date of establishment : December 1, 1959
- Capital : 17.1 billion yen (as of the end of February 2024)
- Total net asset value of investment trust assets under management : 58,331.1 billion yen (as of January 31, 2024)

In connection with public offering for subscription to the Fund, which is made by way of this prospectus, Nomura Asset Management Co., Ltd. (the Management Company), the Issuer of beneficiary certificates of the Fund, filed a securities registration statement with the Director of the Kanto Local Finance Bureau on September 28, 2023, pursuant to the provisions of Article 5 of the Financial Instruments and Exchange Act. The filing took effect on September 29, 2023.

- When a significant amendment is made to the content of the Fund, we will confirm the intention of beneficiaries of the Fund in advance under the Act on Investment Trust and Investment Corporations (No.198 of 1951).
- Investment trust assets are separately managed by the Trustee under the Trust Act.
- You can obtain a copy of the Prospectus from a distributing company. If you request this document, please make a personal record to that effect.

Objective and Features of the Fund

The Fund will be managed with the aim of achieving investment performance tracking an index that uses ESG[※] as a major factor in the selection of its constituents (hereinafter referred to as “ESG Index”). For more details, please refer to “*Objective and Features of the Fund*”.

※ ESG is the collective term for Environment, Social, and Governance.

1. Objective of the Fund

The Fund aims at investment performance tracking the Solactive Japan ESG Core Index[※] (hereinafter referred to as the “Benchmark Index”), which means NAV volatility is to correspond with that of the Benchmark Index.

※ The Solactive Japan ESG Core Index is an ESG-focused stock index and is based on the Solactive GBS Japan Large & Mid Cap Index composed of Japanese large-cap and mid-cap stocks.

The Benchmark Index includes stocks that meet ESG criteria set by Solactive from multi-industries (*1) that are expected to have medium-term or long-term growth potential when taking into consideration development related to Japan's economic activities and sustainable growth, as well as, stocks with relatively high ESG scores (*2) from other industries. The Benchmark Index also considers each companies' greenhouse gas emissions, such as carbon dioxide.

The index weight is determined by taking into account each individual stock's ESG score and market capitalization.

*1: “multi-industries” refers to Consumer Discretionary, Consumer Staples, Information Technology, Healthcare, Industrials.

*2: For ESG-related data, including ESG scores, we use information provided by an external data provider.

■ Reason for selection of the Benchmark Index ■

The Solactive Japan ESG Core Index is expected to provide investors with the opportunities to invest in a group of companies with high ESG ratings, using ESG Evaluation including ESG Scores and Negative Screening in Index Building Process.

* For more details on the Index, please refer to “*Index Building Process*”.

2. Features of the Fund

■ Main Subject of Investment

- Stocks listed in the financial instruments exchanges in Japan that are included or are due to be included in the Benchmark Index are to be invested in the Fund.

■ Investment Policy

(i) The Fund is investing only in stocks that are included or are due to be included in the Benchmark Index. The goal of the Fund is to be managed so that the proportion of the individual stocks in the trust assets are held in a proportion that corresponds to the proportion of these individual stocks in the Benchmark Index, calculated based on the calculation rules of the Benchmark Index, and the Fund aims at investment performance tracking the Benchmark Index.

■ Stocks incorporated into the Fund ■

In principle, the Fund invests only in stocks that are included and are due to be included in the Benchmark Index, and all the stocks comprising the Benchmark Index are selected based on its methodology with particular emphasis on their ESG characteristics.

* Please refer to ***“Investment Risks”*** for the restrictive factors and risks involved in aiming to achieve investment performance tracking ESG Index.

■ Stewardship Policy ■

Through stewardship activities, including proxy voting and constructive engagement, Nomura Asset Management Co., Ltd. encourages the management of investee companies to manage ESG risks, pursue business opportunities, and disclose information in accordance with relevant international initiatives.

■ Index Building Process ■

Solactive GBS Japan Large & Mid Cap Index*¹ (Parent Index)

*¹ The free float market capitalization-weighted index calculated to track the performance of the large and mid. cap segment covering approximately the largest 85% of the free float market capitalization of the Japan stock market.

Selection of the investments

- Companies violating the Fund's own ESG criteria shall be excluded. For example, companies in the energy industry such as coal, oil and gas or the tobacco industry that do not meet certain ESG criterion and those involved in controversial weapons shall be excluded.
- Financial instruments classified as REITs and companies that do not meet certain liquidity criteria shall be excluded.

From each industrial sector (*²) that are expected to have medium-term or long-term growth potential when taking into consideration Japan's economic activity and sustainability-related development, the top-ranked stocks in terms of free float market capitalization are selected.

*² Such sectors are Consumer Discretionary, Consumer Staples, Information Technology, Healthcare, and Industrials.

From sectors other than those listed in the left column, the stocks with high ESG scores (with a low ESG risk rating*³) are selected.

*³ the ESG risk rating measures the extent to which company's economic values are exposed to risk due to the ESG factors.

Weighting of the investments

• The above sectors are classified into the following selection groups. Stocks with high ESG scores selected from sectors other than those listed above are assigned to the selection group "ESG".

- (i) **Consumer Discretionary & Staples** (Sector: Consumer Discretionary and Consumer Staples)
- (ii) **Information Technology** (Sector: Information Technology)
- (iii) **Healthcare** (Sector: Healthcare)
- (iv) **Industrials** (Sector: Industrials)
- (v) **ESG** (the stocks with high ESG scores)

• Each Selection group is assigned a Target Weight. The index weight of the investments within each selection group is determined by taking into account free float market capitalization, the ESG risk rating, and greenhouse gas emissions, such as carbon dioxide.

Calculation of the Index

Solactive Japan ESG Core Index

(Source) Prepared by Nomura Asset Management Co., Ltd. based on the materials from Solactive.

*The above information is current as of March 27, 2024, and is subject to change.

(ii) The Management Company may issue investment instructions to adjust the component of the trust assets to meet policy (i) above:

-If the calculation method of the Benchmark Index is changed or announced to be changed;

-If adjustments to the component proportion of individual stocks included in the Benchmark Index are made or announced to be made due to causes such as interchanges in the selected stocks in the Benchmark Index, capital transfers of any of the selected stocks in the Benchmark index, or other similar events;

-If an addition or exchange of this trust is made; or

-In other cases, if necessary to ensure linkage to the Benchmark Index.

(iii) Stocks under the investment instructions by the Management Company are limited to stocks composed of the Benchmark Index, or stocks issued by corporations whose issued stocks are due to be included in the Benchmark Index, among stocks that are listed (or are due to be listed) in the financial instruments exchanges or registered (or are due to be registered) in the Registry of Over-the-Counter Traded Securities. However, this indication is not necessary for stocks that are acquired through allotments to stockholders. The stocks which are excluded from the Benchmark Index shall be sold promptly, taking market conditions into consideration, though the stocks may in certain cases not be sold promptly because of the liquidity, etc., of the stocks.

(iv) Notwithstanding provision (i) above, in order to keep investment performance tracking the Benchmark Index, the Fund may make complementary purchases of futures connected with the Benchmark Index or other indexes available in Japan with the aim of realizing the same profits and losses equivalent to those that arise as a result of investing in stocks included in the Benchmark Index or stocks that are due to be included in the Benchmark Index.

Management described above may not be achieved depending on funding trends, market trends, etc.

■Copyright, etc., for the Solactive Japan ESG Core Index■

THIS FUND IS NOT SPONSORED, ENDORSED, SOLD OR PROMOTED BY SOLACTIVE AG (“SOLACTIVE”) OR ANY OF ITS AFFILIATES. (COLLECTIVELY, THE “SOLACTIVE PARTIES”). THE SOLACTIVE INDEX IS THE EXCLUSIVE PROPERTY OF SOLACTIVE. SOLACTIVE AND THE SOLACTIVE INDEX NAME IS A SERVICE MARK(S) OF SOLACTIVE OR ITS AFFILIATES AND HAVE BEEN LICENSED FOR USE FOR CERTAIN PURPOSES BY NOMURA ASSET MANAGEMENT CO., LTD. NONE OF THE SOLACTIVE PARTIES MAKES ANY REPRESENTATION OR WARRANTY, EXPRESS OR IMPLIED, TO THE ISSUER OR OWNERS OF THIS FUND OR ANY OTHER PERSON OR ENTITY REGARDING THE ADVISABILITY OF INVESTING IN FUNDS GENERALLY OR IN THIS FUND PARTICULARLY OR THE ABILITY OF ANY SOLACTIVE INDEX TO TRACK CORRESPONDING STOCK MARKET PERFORMANCE. ALTHOUGH SOLACTIVE SHALL OBTAIN INFORMATION FOR INCLUSION IN OR FOR USE IN THE CALCULATION OF THE SOLACTIVE INDEX FROM SOURCES THAT SOLACTIVE CONSIDERS RELIABLE, NONE OF THE SOLACTIVE PARTIES WARRANTS OR GUARANTEES THE ORIGINALITY, ACCURACY AND/OR THE COMPLETENESS OF ANY SOLACTIVE INDEX OR ANY DATA INCLUDED THEREIN. NONE OF THE SOLACTIVE PARTIES MAKES ANY WARRANTY, EXPRESS OR IMPLIED, AS TO RESULTS TO BE OBTAINED BY THE ISSUER OF THE FUND, OWNERS OF THE FUND, OR ANY OTHER PERSON OR ENTITY, FROM THE USE OF ANY SOLACTIVE INDEX OR ANY DATA INCLUDED THEREIN. NONE OF THE SOLACTIVE PARTIES SHALL HAVE ANY LIABILITY FOR ANY ERRORS, OMISSIONS OR INTERRUPTIONS OF OR IN CONNECTION WITH ANY SOLACTIVE INDEX OR ANY DATA INCLUDED THEREIN.

■ Investment Restrictions

Investment ratio in stocks	There is no restriction on the investment ratio in stocks.
Investment ratio in assets denominated in foreign currencies	The investment amount in assets denominated in foreign currencies shall not exceed 10 % of the net asset value of the trust assets.
Use of derivatives	Use of derivatives is allowed (i) until the Fund begins investing in stocks in accordance with the investment policy or (ii) with the aim of keeping investment performance tracking the Benchmark Index. In such cases, the Fund may make complementary purchases of futures connected with the Benchmark Index or other indexes available in Japan. Furthermore, the Fund uses the futures to realize the same profits and losses equivalent to those that arise as a result of holding assets that are subjects of the investment.

■ Distribution Policy

-Dividends are distributed on the 8th of January and July of each year.

-As a general rule, the full amount of dividends and other income arising from the trust assets are distributed after deduction of expenses. However, the amount of dividends that are payable may in some circumstances amount to zero. Even if any profits are realized from the sale and purchase of individual stocks, no dividends shall be paid.

* There is no suggestion or guarantee regarding the payment or the amount of future dividends.

Investment Risks

1. Factors that contribute to NAV volatility

The NAV of the Fund is subject to fluctuations in the prices of the securities, etc., in which the Fund invests. ~~All profits and losses arising from fund management are borne by the investors. Any principal invested in the Fund by investors is therefore not guaranteed. Investors may incur a loss and the value of their investment principal may fall below par as the result of a decline in the NAV. The investment trust differs from a savings deposit.~~

Stock Price Fluctuation Risk	NAV of the Fund may be influenced by stock price fluctuations since the Fund invests in stocks.
Risk Related to ESG Investments	The NAV fluctuations of the Fund may vary widely from the fluctuations of the entire stock market since the Fund aims at investment performance tracking the ESG Index.

* The factors that contribute to fluctuations in the NAV are not limited to those mentioned above.

<<Primary Factors for Discrepancies between the Benchmark Index and NAV>>

The Fund intends to achieve investment performance where the NAV corresponds to the fluctuations of the Benchmark Index; however, in managing the investment assets, we cannot guarantee that movements will be identical to those of the Benchmark Index primarily for the following reasons:

- (i) We cannot make individual stocks' incorporated ratio in the Fund completely the same as the component proportion of component stocks in the Benchmark Index.
- (ii) The Fund may incur market impact or bear costs such as brokerage commission, etc., by the trading of individual stocks, when portfolio adjustments are made due to changes of the component stocks in the Benchmark Index, capital transfers of any individual stocks in the Benchmark Index, a partial exchange, or any other causes.
- (iii) When cash remains as part of the trust assets as a result of an additional issue partly made by cash, dividends obtained from individual incorporated stocks, or rights handling, etc.
- (iv) There may be a price spread between the sale price and the appraised value of the object stocks.
- (v) When futures transactions are made, there may be a disparity between the prices of the forwards and the Benchmark Index.
- (vi) The Fund bears certain costs, such as trust fees.

* The factors that contribute to the discrepancy between the Benchmark Index and NAV are not limited to those listed above.

2. Additional Considerations

The provisions stipulated in Article 37-6 of the Financial Instruments and Exchange Act (so-called "cooling off") are not applicable to subscription to the Fund.

- In the event that a large number of redemptions occur and it becomes necessary to raise funds for the large number of redemptions within a short period of time or in the event that a sudden change in the market environment in the primary trading market occurs etc., there is a risk that the Fund may not be able to trade at an expected price (based on prevailing market prices) or the trading volume may be limited due to a temporary decline in the liquidity of the assets incorporated in the Fund. As a result of these risks, there is the possibility that the net asset value will be negatively affected, that acceptance of applications for redemption will be cancelled, or that the payment of redemption proceeds will be delayed.
- Management based upon the investment policy may not be achieved depending on funding trends, market trends, etc., or unexpected circumstances.
- The interest/redemption payment from the issuers of the securities which are incorporated into the Fund may be delayed.
- Transactions pertaining to the Fund, such as an investment in securities and contracts related to such fund, may default because of the bankruptcy, or other similar event, occurring to a counterparty.
- NAV of the Fund and the Benchmark Index may differ because of costs and other factors. It is not guaranteed that the Fund's investment performance will track or exceed the Benchmark Index.
- The market price of the Fund is based upon supply and demand, as calculated through competitive buying and selling on the exchange. Therefore, market price may differ from the NAV itself.
- Please be aware that the Fund will be delisted, and the trust will be terminated if the number of units of beneficial interests is below 500,000 for 20 successive business days after three years have passed from the initial inception date.

3. Risk Management System

The Management Company examines Fund performance and oversees management risks by having established a committee to take charge of these matters.

- Examination of the Fund performance
The committee reports and deliberates on the results of periodic examinations (analysis/evaluation) of the investment trust's trust asset performance results.
- Administration of management risk
The committee identifies and manages management risk and, based on its findings, provides guidance to the appropriate divisional management and any other relevant sections regarding rectification measures for appropriate administration.

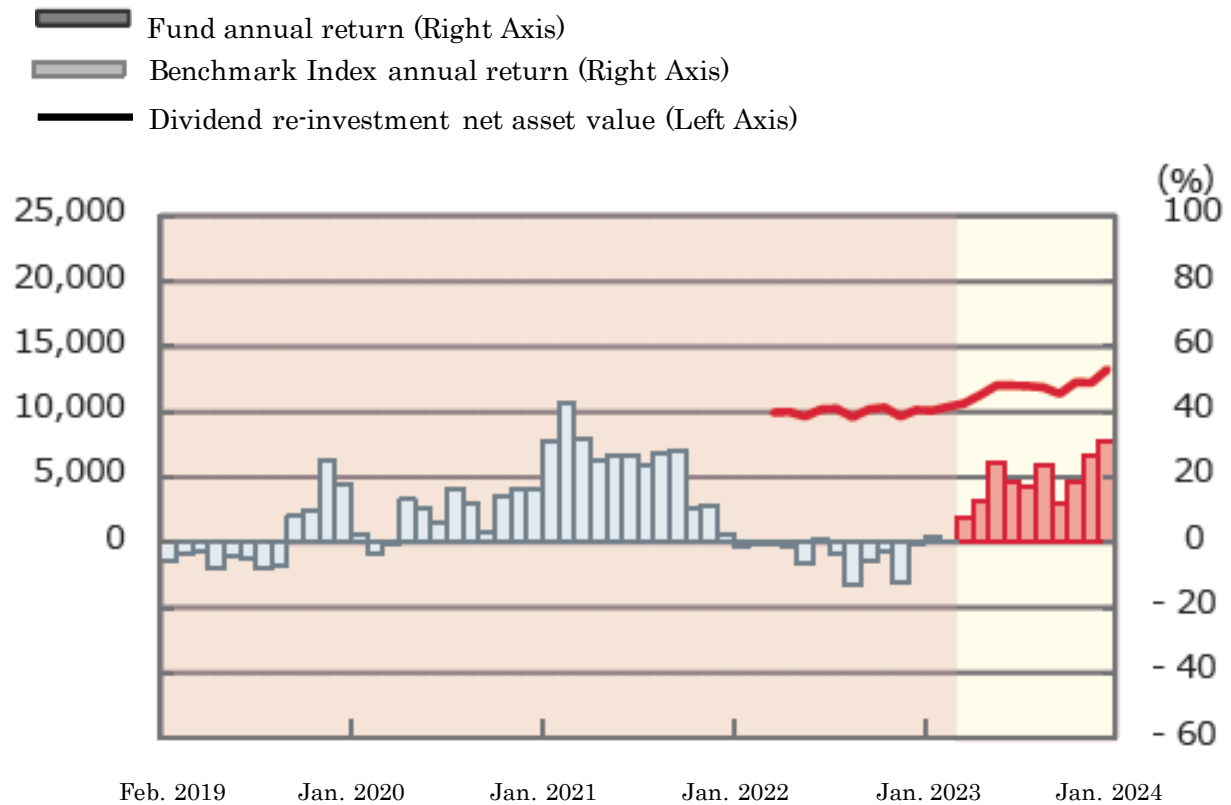
※Administration of Liquidity Risk

The committee establishes rules for the administration of liquidity risk, monitors the

liquidity risk of assets incorporated in the Fund, and formulates/verifies emergency measures. The committee oversees the appropriate implementation of liquidity risk administration and oversees the liquidity risk administration system.

4. Risk Quantitative Comparison (from the end of February 2019 to the end of January 2024, per month)

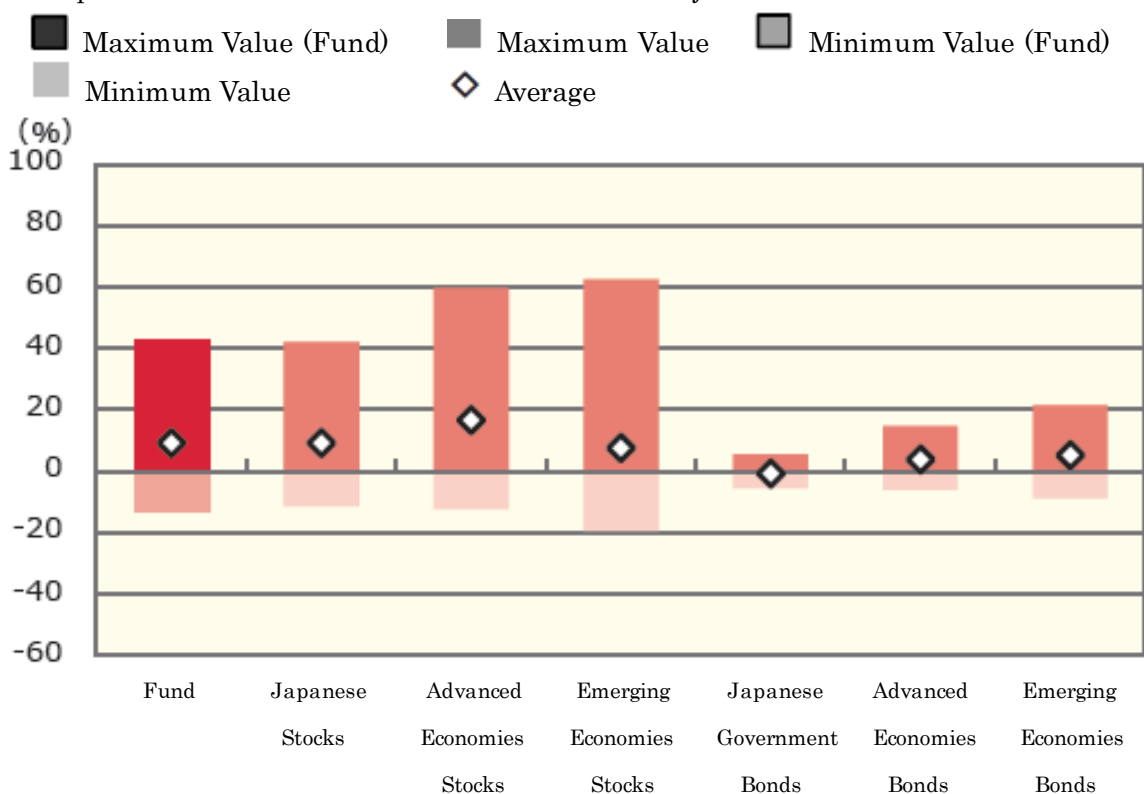
<The Fund's annual return and the change of dividend re-investment net asset value>



* The dividend re-investment net asset value is calculated by deeming that the dividend before income taxes is re-invested. The dividend re-investment net asset value is set by indexing the initial principal as 10,000 (per 100 units) and is displayed from the end of the month that includes the inception date.

* The annual return displays the return in a single year at the end of each month for the five years from February 2019 to January 2024. Furthermore, the Benchmark Index annual return is displayed until March 2023.

<Comparison of return between the Fund and the major asset class>



	The Fund	Japanese Stocks	Advanced Economies Stocks	Emerging Economies Stocks	Japanese Government Bonds	Advanced Economies Bonds	Emerging Economies Bonds
Maximum Value (%)	42.5	42.1	59.8	62.7	5.4	14.8	21.5
Minimum Value (%)	△13.2	△11.4	△12.4	△19.4	△5.5	△6.1	△8.8
Average (%)	9.2	9.1	16.8	7.6	△0.7	3.9	5.2

* Not all asset classes are the subject of Fund investment.

* The above graph displays the Maximum Value, the Minimum Value and the Average of the annual return at the end of each month for the five years from February 2019 to January 2024. Furthermore, prior to the inception date, the annual return of the Fund was calculated by using the Benchmark Index of the Fund.

* The above numbers may not apply as of the accounting date.

* The Fund uses the return of the dividend re-investment net asset value.

The dividend re-investment net asset value may occasionally differ from the actual net asset value due to the dividend being deemed re-invested before the application of income taxes.

<The index of the major asset class>

○Japanese Stocks: TOPIX Total Return Index

○Advanced Economies Stocks: MSCI-KOKUSAI Index (including dividend, based on Japanese Yen)

○Emerging Economies Stocks: MSCI Emerging Markets Index (including dividend, based on Japanese Yen)

○Japanese Government Bonds: NOMURA-BPI JGB

○Advanced Economies Bonds: FTSE World Government Bond Index (excluding Japan, unhedged, based on Japanese Yen)

○Emerging Economies Bonds: JP Morgan Government Bond Index - Emerging Markets Global Diversified (based on Japanese Yen)

■ Copyright, etc., for the Index of the Major Asset Class ■

○TOPIX Total Return Index...The TOPIX Total Return Index Value and the TOPIX Total Return Index Marks are subject to the proprietary rights owned by JPX Market Innovation & Research, Inc. or affiliates of JPX Market Innovation & Research, Inc. (hereinafter collectively referred to as “JPX”) and JPX owns all rights and know-how relating to the TOPIX Total Return Index such as calculation, publication, and use of the TOPIX Total Return Index Value and relating to the TOPIX Total Return Index Marks. JPX shall not be liable for the miscalculation, incorrect publication, delayed or interrupted publication of the TOPIX Total Return Index Value. No Licensed Product is in any way sponsored, endorsed, or promoted by JPX, and JPX shall not be responsible for any damage resulting from the issue and sale of the Licensed Product.

○MSCI-KOKUSAI Index (including dividend, based on Japanese Yen), MSCI Emerging Markets Index (including dividend, based on Japanese Yen)...MSCI-KOKUSAI Index (including dividend, based on Japanese Yen) and MSCI Emerging Markets Index (including dividend, based on Japanese Yen) are the indexes developed by MSCI. Copyright, intellectual property rights, and all other rights to these indexes belong to MSCI. In addition, MSCI also retains the right to change the contents and to suspend the disclosure of these indexes.

○NOMURA-BPI JGB...The intellectual property rights concerning NOMURA-BPI JGB belong to Nomura Fiduciary Research & Consulting Co., Ltd. Furthermore, Nomura Fiduciary Research & Consulting Co., Ltd. does not guarantee the accuracy, integrity, credibility, or usefulness of the Nomura-BPI JGB, and takes no responsibility for the business activities and services provided by Nomura Asset Management Co., Ltd. when using the NOMURA-BPI JGB.

○FTSE World Government Bond Index (excluding Japan, unhedged, based on Japanese Yen)...“FTSE World Government Bond Index (excluding Japan, unhedged, based on Japanese Yen)” is the bond index operated by FTSE Fixed Income LLC for the bond index comprised of the total investment profits of the government bonds of the major countries in the world, excluding Japan, as weight-averaged by the market capitalization in each market, and FTSE World Government Bond Index (excluding Japan, unhedged, based on Japanese Yen) is the intellectual property of FTSE Fixed Income LLC, and all rights regarding the index are retained by FTSE Fixed Income LLC.

○JP Morgan Government Bond Index - Emerging Markets Global Diversified (based on Japanese Yen)···The information provided here regarding the “JP Morgan Government Bond Index - Emerging Markets Global Diversified (based on Japanese Yen)” (here, for the sake of convenience, referred to as the “Index”.) (the said information includes the Index level but is not limited thereto) is used only for informative purposes and is not intended as a solicitation for the sale and purchase of financial instruments, nor does it officially confirm certain sales and purchase, nor does it define the value and price of certain products related to the Index. Also, the Index does not legally constitute accounting advice regarding investment strategy and tax. The market price, data and other information included here are considered accurate, but JPMorgan Chase & Co. and its subsidiary company (hereinafter referred to as “JPM”) do not guarantee completeness and accuracy. The information included here may sometimes be changed without notice. Past performance does not suggest future return. With respect to the financial instruments of the issuers included in this document, JPM and its employees may possess both long and short positions, may perform sales and purchases, may perform market-making, and may also possibly be a subscriber of issuers, placement agencies, advisers, and lenders.

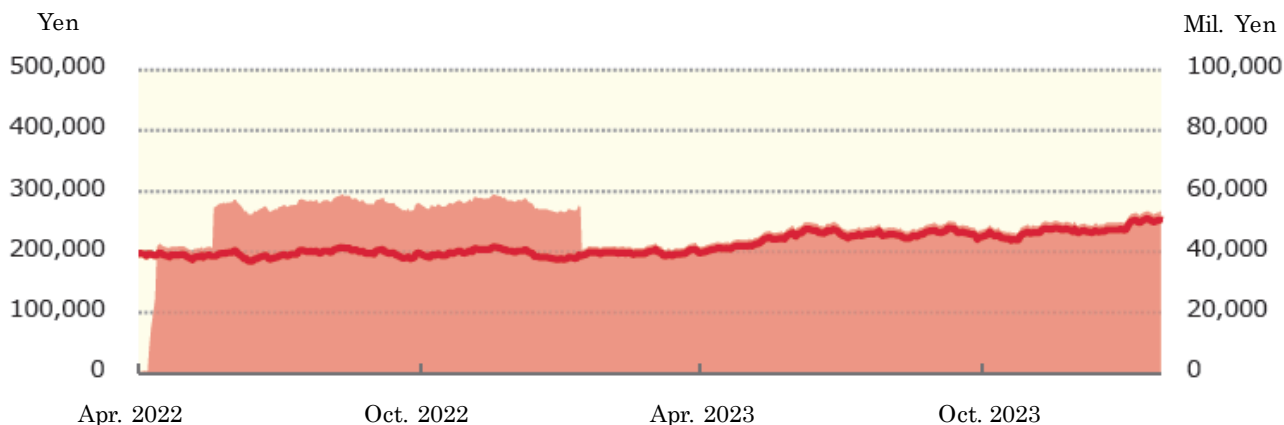
The United States J.P. Morgan Securities LLC (here referred to as “JPMSLLC” and “Index sponsors” for the sake of convenience) does not support, warrant, or promote the sale of securities, financial instruments, and transactions concerning the Index (here, referred to as the “Products” for the sake of convenience). The Index sponsors do not make any representation, warranty, conveyance, or suggestion regarding the promotion of an investment in securities, any financial commodity, or, especially, the Products or regarding whether or not interlocking with the Index in investment opportunities in the financial market, or intention to do so, can be promoted. The Index sponsors are not liable for any management, marketing, or trading regarding the Products. The Index is calculated based on information which is considered to be trustworthy, but the completeness, accuracy, and information accompanying the Index is not guaranteed. The Index is property of the Index sponsors, and any property rights to the Index shall belong exclusively to the Index sponsors. JPMSLLC is an NASD, NYSE and SIPC member. JP Morgan is name that is used when JP Morgan Chase Bank, NA, JPSI, J.P. Morgan Securities PLC., or companies affiliated with these companies conduct investment banking business.

(Source: Nomura Research Institute, Ltd., FTSE Fixed Income LLC, etc.)

Historical Performance (As of January 31, 2024)

1. Changes in NAV/Net Assets (per day, since inception)

- NAV (price per 100 units of the beneficial interest after dividend) [Left Axis]
 Total net asset value [Right Axis]



2. Dividends Paid (per 10 unit, before tax)

January 2024	1,850 Yen
July 2023	1,960 Yen
January 2023	1,680 Yen
July 2022	150 Yen
--	--
Cumulative since inception	5,640 Yen

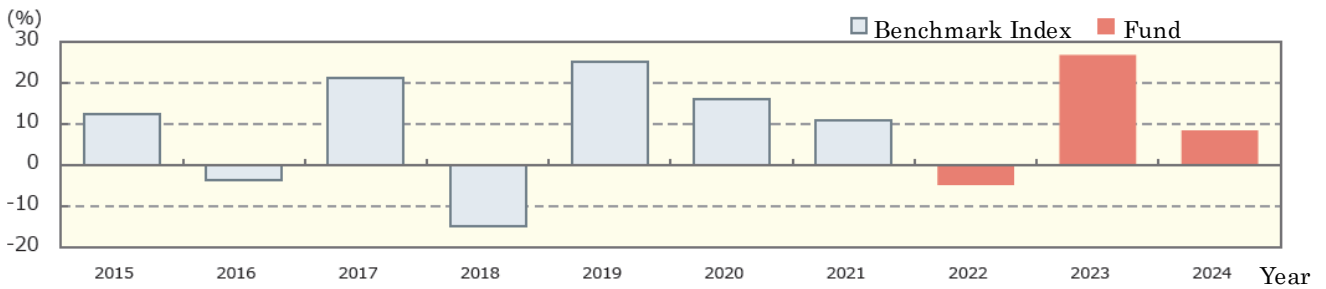
3. Status of Major Assets

Top 10 component shares

	Company	Sector	% of NAV
1	TOYOTA MOTOR CORPORATION	Transportation Equipment	6.9
2	SONY GROUP CORPORATION	Electric Appliances	4.3
3	TOKYO ELECTRON LIMITED	Electric Appliances	4.0
4	DAIICHI SANKYO COMPANY, LIMITED	Pharmaceutical	3.9
5	KEYENCE CORPORATION	Electric Appliances	3.9
6	RECRUIT HOLDINGS CO., LTD.	Services	3.8
7	HITACHI, LTD.	Electric Appliances	3.6
8	HOYA CORPORATION	Precision Instruments	3.3
9	TAKEDA PHARMACEUTICAL COMPANY LIMITED	Pharmaceutical	3.1
10	NINTENDO CO., LTD.	Other Products	2.9

4. Past Annual Returns

(based on the calendar year)



-The annual rates of return are calculated with dividends re-invested (before tax).

-Figures from 2015 to 2021 are the annual rates of return for the Benchmark Index.

-The figure for 2022 shows the return rate from the inception date (April 7, 2022) to the end of the year.

-The figure for 2024 shows the return rate from the beginning of the year to the base date.

- The performance data shown above represents historical performance, which is not a guarantee of future investment performance.
- The information of the Benchmark Index is just for reference and does not refer to historical performance of the Fund.
- The Fund's investment performance may be disclosed on the Management Company's website.

Procedures, Fees, and Other Items

1. Subscription Memorandum

Subscription of Beneficial Interest	Subscription of beneficial interest (an additional issue of beneficial certificates) is principally limited to issuance corresponding to the actual stocks in the portfolio (hereinafter referred to as the “Designated Stocks Portfolio”). The Designated Stocks Portfolio is presented by the Management Company in advance.
Subscription Units	1 UNIT or more, in increments of 1 UNIT. A “UNIT” is comprised of units of the beneficial interest that, when combined together in a UNIT, correspond to 1 unit of the actual stock portfolio which the Management Company deems will correlate to the Benchmark Index. 1 UNIT is comprised of integer multiples of 50,000 units of the beneficial interest, with the multiplier for the 50,000 units of the beneficial interest to be specified by the Management Company on the day a subscription application is accepted.
Presentation of the Designated Stocks Portfolio	Designated Stocks Portfolios, made in response to the number of UNITS applied for, shall be presented to the distributing company no later than two business days prior to the day a subscription application is accepted.
Subscription Price	The NAV as of the day a subscription application is accepted. (The NAV of the Fund is indicated per 100 units)
Delivery of the Designated Stocks Portfolio	The subscription applicant shall make a deposit to the safe custody of the distributing company within a period of two business days from the day a subscription application is accepted. *The distributing company may determine the details separately. Please contact the distributing company for details.
Initial Principal	2,000 yen per 1 unit
Exchange of Beneficial Interest	Beneficiaries may request an exchange of their own beneficial interests in the Fund for the stocks corresponding to their share of the beneficial interests in the trust assets.
Exchange Units	50,000 units or more, in increments of 50,000 units (The number of units in Exchange Units may be changed depending upon a rise in the Benchmark Index, etc.)
Exchange Price	The NAV as of the day the exchange request is accepted.
Delivery of the Exchanged Stocks	In principle, the increased number of stocks that the beneficiary who requested the exchange shall be credited to the account of a

	book-entry transfer institution, etc., from the third business day from the day the exchange request is accepted.
Business Hours for Subscription/Exchange	<p>Applications for subscription and exchange that are completed by 3 p.m. are deemed to have been accepted that same day.</p> <p>However, if the subscription/exchange applicant is the issuer of any of the stocks that are components of the Benchmark Index, applications must be completed by 2 p.m. in order to be deemed accepted on the same day.</p>
Subscription Period	<p>From September 29, 2023 to September 25, 2024</p> <p>*The subscription period can be renewed by filing another securities registration statement prior to the expiration date shown above.</p>
Non-acceptance Days for Subscription/Exchange	<p>In principle, applications for subscription/exchange will be suspended on the following days/period:</p> <p><Subscription></p> <ul style="list-style-type: none"> -For a period of two business days, beginning from one business day prior to the ex-dividend or ex-right day of any component stocks in the Benchmark Index. -For a period of six business days, beginning from five business days prior to the date on which a change of component stocks in the Benchmark Index becomes effective or a change in the number of component stocks becomes effective. -For a period of three business days, beginning from three business days prior to the accounting date. However, if the accounting date is a holiday (meaning not a business day), the period shall be four business days, beginning from four business days prior to the accounting date. -In cases where the Fund terminates the trust, the period shall be four business days, beginning from three business days prior to the termination date of the trust. -In addition to the period above, any time the Management Company determines that unavoidable circumstances occur that prevent it from making investments in accordance with the investment policies. <p><Exchange></p> <ul style="list-style-type: none"> -One business day prior to the ex-dividend or ex-right day of any component stocks in the Benchmark Index. -For a period of seven business days, beginning from five business

	<p>days prior to the date on which a change of component stocks in the Benchmark Index becomes effective or a change in the number of component stocks becomes effective.</p> <p>-For a period of three business days, beginning from three business days prior to the accounting date. However, if the accounting date is a holiday (meaning not a business day), the period shall be four business days, beginning from four business days prior to the accounting date.</p> <p>-In cases where the Fund terminates the trust, the period shall be four business days, beginning from three business days prior to the termination date of the trust.</p> <p>-In addition to the period above, any time the Management Company determines that unavoidable circumstances occur that prevent it from making investments in accordance with the investment policies.</p> <p>*Notwithstanding the provisions above, applications for subscription/exchange may be accepted on or during the days referred to above if the Management Company determines that the impact of such subscription/exchange on the trust assets is minimal in view of the condition of the trust assets, funding trends, market trends, etc.</p>
Suspension or Cancellation of Subscription/Exchange	In the event that trading on the financial instruments exchanges is suspended or any other circumstances beyond the Management Company's control occur, the Management Company may suspend acceptance of applications for subscription/exchange or cancel applications for subscription/exchange that have already been accepted.
Trust Term	Unlimited (inception date: April 7, 2022)
Listed Market	Tokyo Stock Exchange
Early Termination	<p>After three years have passed from the initial inception date, early termination shall be carried out if the number of units of beneficial interest falls below 500,000 for 20 successive business days, if the Fund is delisted from all the financial instruments exchanges on which the Fund has been listed, or if the Benchmark Index is discontinued.</p> <p>If the Fund is delisted from all the financial instruments exchanges on which the Fund has been listed, the Management Company will begin the necessary steps for early termination on</p>

	the day of the latest delisting day. In addition, early termination may be carried out if any other circumstances beyond the Management Company's control occur.
Accounting Date	On the 8th of January and July of each year.
Income Distribution	Dividends are due two times a year on the date of each closing of account.
Maximum Amount of Additional Trust	Equivalent to 500 billion yen
Public Notification	Public notifications shall principally be posted online on the website below: URL: http://www.nomura-am.co.jp/
Investment Reports	No investment report is made.

2. Fund Expense and Taxes

■ Fund Expenses

Expenses to be borne directly by investors										
Subscription Commission	Set independently by the distributing company (Please contact the distributing company for further information) The Subscription Commission is received in consideration of the office procedures related to Fund subscription etc., at the time of the subscription of the Fund.									
Amount to be Retained in Trust Assets	None									
Exchange Commission	Set independently by the distributing company (Please contact the distributing company for further information) The Exchange Commission is received in consideration of the office procedures related to Fund exchange etc., at the time of the exchange of the Fund.									
Expenses to be borne indirectly by investors from trust assets										
Management Fee (Trust Fee)	<p>Total amount of the Trust Fee is <u>the sum of the following two items</u>:</p> <p>(i)The amount calculated by multiplying the daily total net assets of the Fund by the Annual Trust Fee Rate.</p> <p>The distribution of the Trust Fee Rate is as follows:</p> <table border="1"> <tr> <td>Annual Trust Fee Rate</td> <td>No larger than 0.132% (0.12% exclusive of taxes) <u>(0.132% (0.12% exclusive of taxes)</u> as of March 27, 2024)</td> </tr> <tr> <td>The payee distribution (exclusive of taxes) and the service details</td> <td> <table border="1"> <tr> <td><Management Company> Fund operations, investigations related to Fund operations, instructions to trustees, preparation of legal documents, etc., calculating NAV, etc.</td> <td>0.10%</td> </tr> <tr> <td><Trustee> The storage/management</td> <td>0.02%</td> </tr> </table> </td> </tr> </table>		Annual Trust Fee Rate	No larger than 0.132% (0.12% exclusive of taxes) <u>(0.132% (0.12% exclusive of taxes)</u> as of March 27, 2024)	The payee distribution (exclusive of taxes) and the service details	<table border="1"> <tr> <td><Management Company> Fund operations, investigations related to Fund operations, instructions to trustees, preparation of legal documents, etc., calculating NAV, etc.</td> <td>0.10%</td> </tr> <tr> <td><Trustee> The storage/management</td> <td>0.02%</td> </tr> </table>	<Management Company> Fund operations, investigations related to Fund operations, instructions to trustees, preparation of legal documents, etc., calculating NAV, etc.	0.10%	<Trustee> The storage/management	0.02%
Annual Trust Fee Rate	No larger than 0.132% (0.12% exclusive of taxes) <u>(0.132% (0.12% exclusive of taxes)</u> as of March 27, 2024)									
The payee distribution (exclusive of taxes) and the service details	<table border="1"> <tr> <td><Management Company> Fund operations, investigations related to Fund operations, instructions to trustees, preparation of legal documents, etc., calculating NAV, etc.</td> <td>0.10%</td> </tr> <tr> <td><Trustee> The storage/management</td> <td>0.02%</td> </tr> </table>	<Management Company> Fund operations, investigations related to Fund operations, instructions to trustees, preparation of legal documents, etc., calculating NAV, etc.	0.10%	<Trustee> The storage/management	0.02%					
<Management Company> Fund operations, investigations related to Fund operations, instructions to trustees, preparation of legal documents, etc., calculating NAV, etc.	0.10%									
<Trustee> The storage/management	0.02%									

		<p>of property of the Fund, execution of instructions from the Management Company, etc.</p>	
<p>Other Expenses and Fees</p>	<p>*The distribution above is calculated using the annual Trust Fee Rate as of March 27, 2024.</p> <p>(ii)When the Fund lends stocks, the amount within 44% (40% exclusive of taxes) of the lending fee, which accrues on a daily basis. The distribution of the above amount shall be 80% for the Management Company and 20% for the Trustee.</p> <p>The Trust Fee of the Fund is summed up daily and reflected within the NAV of the Fund. Also, the Trust Fee is paid from the Fund on (a) every last day of any accounting period or (b) the termination date of the trust.</p> <ul style="list-style-type: none"> ◆ Annual fees for use of trademarks pertaining to the Benchmark Index (as of March 27, 2024) 0.04% per year of the Fund's total net assets. However, 25,000 euro is to be paid as a minimum amount per year. ◆ Expenses pertaining to listing of the Fund (as of March 27, 2024) -Additional listing fee: 0.00825% per year (0.0075% exclusive of taxes) of the amount of increase in value of the Fund's total net asset value at the end of the year as compared with the larger of i) the total net asset value at the time of the initial listing; or ii) the largest of the total net asset values at the end of each subsequent year, up to the year immediately prior to the fee payment year. -Annual listing fee: Maximum of 0.00825% (0.0075% exclusive of taxes) of the total net assets at year-end. <p>These expenses listed above and any fees for the payment of consumption tax, etc., can be incurred by investors and be paid out of the Fund. If these expenses and fees are not paid out of the Fund, then these expenses and fees shall be incurred by the Management</p>		

	<p>Company.</p> <p>Other expenses and fees are as follows:</p> <ul style="list-style-type: none">-Brokerage commission on transactions in portfolio securities-Expenses for maintaining custody of assets denominated in foreign currency-Costs paid to auditors for Fund audits-Tax related to the Fund, etc. <p>These expenses and fees above are paid out of the Fund when they are incurred. These expenses and fees vary according to management and other conditions, so details of rates and upper limits cannot be provided ahead of time.</p>
--	---

■ Tax Treatment

- Tax Treatment is applied at the times listed below.
- The following chart represents tax rates on individual investors at the time of tax withholding.
The tax rate may differ according to the taxation method, etc.

Time	Items	Tax
Receipt of distribution	Income tax, special reconstruction income tax and local tax	Taxed as dividend income 20.315% of income distributions
Sales, exchanges and termination	Income tax, special reconstruction income tax and local tax	Taxed as capital gains 20.315% of the profit on sales, exchanges and termination

*The foregoing descriptions are as of the end of January 2024. Therefore, in the event that tax laws are revised, the tax rates may change.

*If you choose the Japanese version of the Individual Savings Account (known as “NISA”):

“NISA” is the (Nippon) Individual Savings Account, a tax exemption structure pertaining to a listed stock or a publicly offered stock investment trust etc. If you choose to use the NISA structure, income gains and capital gains from newly purchased ETFs etc., for investments of up to a specified amount each year, will be tax exempt for an indefinite term. In order to be eligible for NISA, certain conditions must be met, such as requirements that the NISA account be opened at an eligible distributing company, and financial products that fulfill requirements under tax laws be purchased at the company.

Investors should make sure whether or not tax exemptions can be available as this may depend on the method of receiving dividends.

Please confirm this with the distributing company for further details.

*In the case that foreign tax credit is applied due to the investment assets denominated in foreign currency, the amount of the tax at the time of receipt of the distribution may differ from the amount mentioned above.

*The aforementioned descriptions do not apply to Japanese corporations.

*We recommend that investors consult a tax or similar specialist for details of tax treatment.