

[Disclaimer]

1. This document is an English translation of the Japanese language Summary Prospectus of the NEXT FUNDS Emerging Market Equity MSCI-EM (Unhedged) Exchange Traded Fund (hereinafter referred to as “the Fund”).

This document is based on the Summary Prospectus of the Fund as of May 30, 2024, except as otherwise indicated herein. There is no guarantee that this document is or will be updated or modified even if an update or modification to the corresponding Japanese language Summary Prospectus occurs.

2. This English translation is not required by law or any regulation.
3. This document is offered for information purpose only and shall not be considered an offer or solicitation for any investment, whether in securities, the Fund, or otherwise.
4. This English translation is not an official translation. In the event of any inconsistencies between this English translation and the official Japanese text of the Summary Prospectus, the Japanese version shall prevail.
5. The accuracy, reliability and timeliness of this translation are not guaranteed. Should any error in translation of this document occur, neither Nomura Asset Management Co., Ltd nor its translator shall be liable for the error.
6. The Fund is not registered with any applicable administrative organization other than those applicable to Japan. The Fund is not listed on any exchanges other than those in Japan.
7. A Japanese securities registration statement for the Fund, which is required by Japanese law, is filed with the proper Japanese authorities. The statement should be referred to for the detailed information of the Fund.
8. Neither this document nor any part hereof may be (a) copied or reproduced in any form by any means or (b) redistributed without the prior written consent of Nomura Asset Management Co., Ltd.

Commencement date:

May 30, 2024

Code: 2520

NEXT FUNDS

Emerging Market Equity MSCI-EM (Unhedged) Exchange Traded Fund
NF Emerging Market Equity (Unhedged) ETF (Nickname)

Open-ended Investment Trust, Overseas, Stocks, ETF, Index Type
[Explanatory Booklet on the Investment Trust (Summary Prospectus)]

Product Classification					Segmentation by Attribute					
Unit Type / Open-ended Investment Trust	Eligible Market	Eligible Investments (Source of Income)	Independent Segment	Supplementary Classification	Eligible Investments	Timing of Accounting Period	Geographical Areas of Investment	Investment form	Currency Hedge	Index followed
Open-ended Investment Trust	Overseas	Stocks	ETF	Index Type	Multiple Assets (Note)	2 times yearly	Emerging	Family Fund	None	Others (MSCI Emerging Markets Index)

(Note) (Stocks General, Others (Investment Trust Securities (Stocks General)), Flexible Assets Allocation)

*The “Currency Hedge” column in the above “Segmentation by Attribute” column provides information on whether or not currency risks against Japanese Yen are hedged in the Fund.

Please refer to The Investment Trusts Association, Japan website (<http://www.toushin.or.jp/>) for definitions of product classification and segmentation by attribute above.

<Management Company>

Nomura Asset Management Co., Ltd. [the party issuing investment instructions for the Fund]

- Registration Number (Financial Instruments Business Operators): Director of the Kanto Local Financial Bureau (Financial instruments firms) No.373
- Date of establishment : December 1, 1959
- Capital : 17.1 billion yen (as of the end of April 2024)
- Total net asset value of investment trust assets under management : 62,913.1 billion yen (as of March 29, 2024)

<Trustee>

The Nomura Trust and Banking Co., Ltd. [the party responsible for custody and management of Fund assets]

-----Please read this document carefully before deciding to subscribe to the NEXT FUNDS Emerging Market Equity MSCI-EM (Unhedged) Exchange Traded Fund (“the Fund”) -----

This summary prospectus is published pursuant to the provisions of Article 13 of the Financial Instruments and Exchange Act (No.25 of 1948).

In connection with public offering for subscription to the Fund, which is made by way of this summary prospectus, Nomura Asset Management Co., Ltd. (the Management Company), the Issuer of beneficiary certificates of the Fund, filed a securities registration statement with the Director of the Kanto Local Finance Bureau on November 30, 2023, pursuant to the provisions of Article 5 of the Financial Instruments and Exchange Act. The filing took effect on December 1, 2023.

- ~~The prospectus for the Fund provided for in Article 15, Paragraph 3 of the Financial Instruments and Exchange Act (hereinafter referred to as the “Prospectus”) is published on the website of the Nomura Asset Management Co., Ltd.~~ The complete text of the basic terms and conditions of the investment trust of the Fund is provided in the Prospectus.
- When a significant amendment is made to the content of the Fund, we will confirm the intention of beneficiaries of the Fund in advance under the Act on Investment Trust and Investment Corporations (No.198 of 1951).
- Investment trust assets are separately managed by the Trustee under the Trust Act.
- You can obtain a copy of the Prospectus from a distributing company. If you request this document, please make a personal record to that effect.
- For information on distributing companies and the net asset value (“NAV”) of the Fund, etc., please contact us as follows:

Reference	: Nomura Asset Management Co., Ltd.
Homepage	: http://www.nomura-am.co.jp/

Objective and Features of the Fund

1. Objective of the Fund

The Fund aims at investment performance tracking the MSCI Emerging Markets Index* (hereinafter referred to as the “Benchmark Index”) converted into Japanese Yen, which means NAV volatility is to correspond with that of the Benchmark Index.

* The MSCI Emerging Markets Index is a market capitalization-weighted stock price index (inclusive of dividends) developed by MSCI, which is based on floating stocks of the emerging countries in the world.

In principle, the Benchmark Index in dollar is converted into Japanese yen by the Management Company using the average price of the telegraphic transfer customer rates of the next business day of the Benchmark Index calculation date.

2. Features of the Fund

■ Main Subject of Investment

- (i) The Emerging Market Equity Mother Fund whose main subject of investment is emerging countries stocks (including DRs (Depository Receipts) (*)), and (ii) stocks (including DRs (Depository Receipts) (*)) that are included in the Benchmark Index (including such stocks that are due to be included in the Benchmark Index) are to be the substantial and main subject of investment by the Fund.

- The Fund may use derivatives, such as stock index futures, and foreign exchange forward transactions, to keep investment performance effectively tracking the Benchmark Index converted into Japanese Yen.

(*) DRs (Depository Receipts) are the financial instruments issued in place of company stocks which are deposited in a bank, etc., in order to trade such company stock in foreign countries. DRs are traded at the financial instruments exchanges in the same way as stocks.

■ Investment Policy

(i) The Fund is investing mainly in (a) mother funds, and (b) stocks (including DRs (Depository Receipts)) that are included in the Benchmark Index (including such stocks that are due to be included in the Benchmark Index), and the Fund aims at investment performance tracking the Benchmark Index converted into Japanese Yen.

(ii) The Management Company decides the investment ratio of the mother fund, taking efficiency, etc., into consideration.

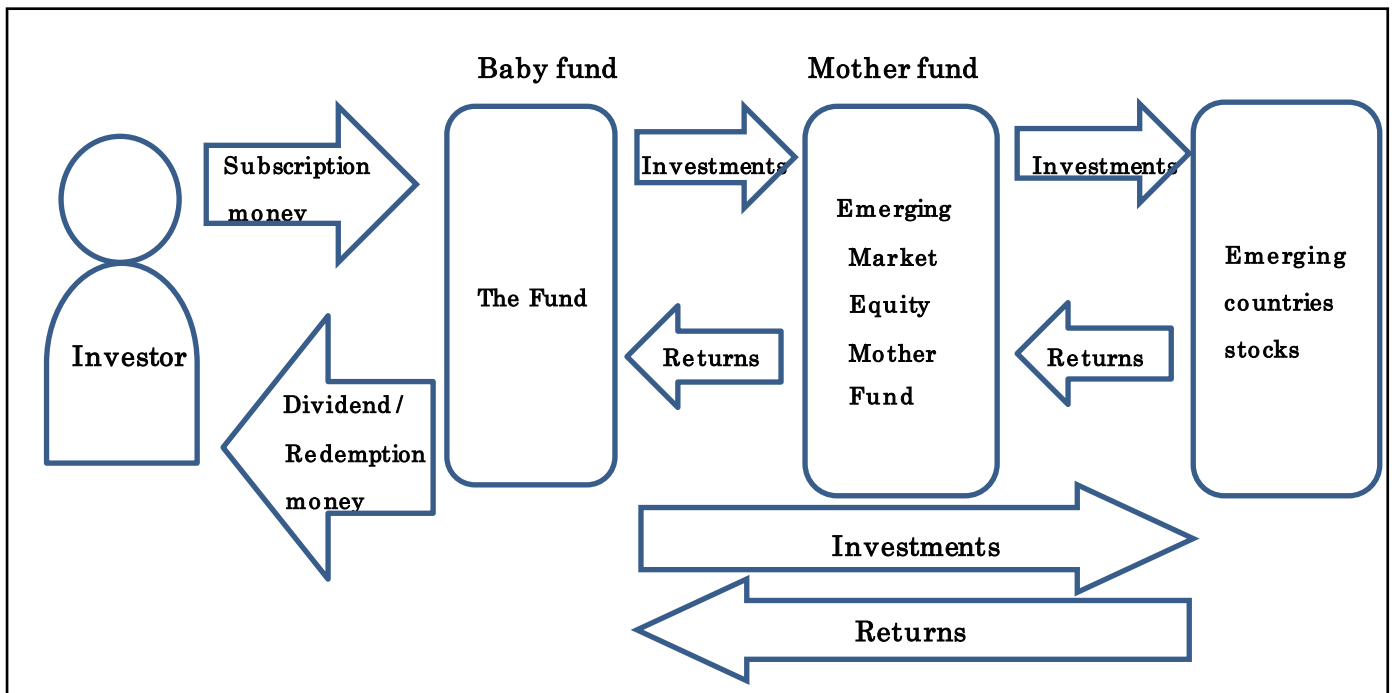
(iii) For the purpose of targeting investment performance effectively tracking the Benchmark Index converted into Japanese Yen, the Management Company may primarily use derivatives, such as stock index futures, and foreign exchange forward transactions, for purposes beyond hedging, to realize the same profits and losses equivalent to those that arise as a result of holding assets that are subjects of investment, or to decrease the foreign exchange rate

fluctuation risk, etc.

(iv) In principle, the Fund does not hedge for the foreign exchange rate fluctuation risk applicable to assets denominated in foreign currencies that are substantially incorporated into the Fund.

Management described above may not be achieved depending on funding trends, market trends, etc.

- Copyright, etc., of the MSCI Emerging Markets Index
“The MSCI Emerging Markets Index” is an index developed by MSCI. The copyrights, intellectual property rights and any other rights in this index belong to MSCI. Also, MSCI has the right to alter the contents of this index and the right to suspend the announcement of this index.
- The Fund is managed using a family fund method of investing through a mother fund.



■ Investment Restrictions

Investment ratio in stocks	There is no restriction on the substantial investment ratio in stocks.
Investment ratio in assets denominated in foreign currencies	There is no restriction on the substantial investment ratio in assets denominated in foreign currencies.
Use of derivatives	Use of derivatives is not restricted to hedging purposes.

■ Distribution Policy

-Dividends are due on the 7th of March and September of each year.

-As a general rule, the full amount of dividends and other income arising from the trust assets are distributed after deduction of expenses. However, the amount of dividends that is payable may in some circumstances amount to zero. Even if any profits are realized from the sale and purchase of individual stocks, no dividends shall be paid.

* There is no suggestion or guarantee regarding the payment or the amount of future dividends.

Investment Risks

1. Factors that contribute to NAV volatility

The NAV of the Fund is subject to fluctuations in the prices of the securities, etc., in which the Fund invests. ~~All profits and losses arising from fund management are borne by the investors. Any principal invested in the Fund by investors is therefore not guaranteed. Investors may incur a loss and the value of their investment principal may fall below par as the result of a decline in the NAV. The investment trust differs from a savings deposit.~~

Stock Price Fluctuation Risk	The NAV of the Fund may be influenced by stock price fluctuations since the Fund substantially invests in stocks. In particular, the stock price fluctuation risk of stocks listed on stock exchanges in emerging countries which the Fund substantially invests in is predicted to be greater than that of stocks listed on stock exchanges in advanced countries.
Exchange Rate Fluctuation Risk	The Fund may be influenced by exchange rate fluctuations since the Fund, as a general rule, does not hedge for the foreign exchange rate fluctuation risk applicable to assets denominated in foreign currencies that are substantially incorporated into the Fund. This is especially with regard to currencies of emerging countries, which is the substantial investment subject of the Fund, as its liquidity is highly likely to be limited compared to that of currencies of advanced countries, such that the exchange rate fluctuations of currencies of emerging countries are predicted to be greater than that of currencies of advanced countries.

* The factors that contribute to fluctuations in the NAV are not limited to those mentioned above.

<<Primary Factors for Discrepancies between the Benchmark Index and NAV>>

The Fund intends to achieve investment performance where the NAV corresponds to the fluctuations of the Benchmark Index; however, in managing the investment assets, we cannot guarantee that movements will be identical to those of the Benchmark Index primarily for the following reasons:

- (i) We cannot make individual stocks' incorporated ratio in the Fund completely the same as the component proportion of component stocks in the Benchmark Index.
- (ii) The Fund may incur market impact or bear costs such as brokerage commission, etc., by the trading of individual stocks, when portfolio adjustments are made.
- (iii) There may be a disparity between (a) the timing of capital flow due to an additional issue or a partial redemption of the Fund, etc., and (b) the time the selected stocks in the Benchmark Index, etc., are actually traded in accordance with the said capital flow.

(iv) There may be a disparity between the appraised value of certain stock in the Fund and that of the same stock in the Benchmark Index.

(v) There is a difference between (a) the exchange rate used for appraising the value of assets denominated in foreign currencies of the Fund, and (b) the exchange rate used for calculating the Benchmark Index

(vi) The Fund may make future transactions which refer to an index different from the Benchmark Index, and when such futures transactions are made, the fluctuations of the prices of the futures will not necessarily correspond to that of the referenced index of such futures.

(vii) The dividends of the Fund-owned stocks are subject to taxation (While the Fund is calculated with dividends after tax, the Benchmark Index can be calculated with dividends before tax)

(viii) The Fund bears certain costs, such as trust fees.

* The factors that contribute to the discrepancy between the Benchmark Index and NAV are not limited to those listed above.

* The above also applies to the case where investments are made through a mother fund.

2. Additional Considerations

The provisions stipulated in Article 37-6 of the Financial Instruments and Exchange Act (so-called “cooling off”) are not applicable to subscription to the Fund.

- In the event that a large number of redemptions occur and it becomes necessary to raise funds for the large number of redemptions within a short period of time or that a sudden change in the market environment in the primary trading market occurs etc., there is a risk that the Fund may not be able to trade at an expected price (based on prevailing market prices) or the trading volume may be limited due to a temporary decline in the liquidity of the assets incorporated in the Fund. As a result of these risks, there is the possibility that the net asset value will be negatively affected, that acceptance of applications for redemption will be cancelled, or that the payment of redemption proceeds will be delayed.
- Management based upon the investment policy may not be achieved depending on funding trends, market trends, etc., or unexpected circumstances.
- The interest/redemption payment from the issuers of the securities which are substantially incorporated into the Fund may be delayed.
- Transactions pertaining to the Fund, such as an investment in securities and contracts related to such fund, may default because of the bankruptcy, or other similar event, occurring to a counterparty.
- NAV of the Fund and the Benchmark Index may differ because of costs and other factors. It is not guaranteed that the Fund’s investment performance will track or exceed the Benchmark Index.
- In the event that transactions of securities are made in a mother fund which the Fund invests in, due to changes in the capital in its baby fund, the NAV of the Fund may be influenced.

- In emerging countries, wherein the Fund invests, impacts that changes of political, economic, or social situations have on a financial market are predicted to be greater than in advanced countries. Moreover, in the event that authorities of emerging countries introduce foreign investment restrictions as an emergency measure or the country's policies are changed, etc., there is a possibility that there will be a significant adverse effect on a financial market or that fund management will be highly constrained in its actions.
- Pursuant to the provisions of the basic terms and conditions of the investment trust of the Fund, the Management Company may use its discretion to suspend acceptance of applications for subscription/redemption of the beneficial interests of the Fund, or cancel applications for subscription/redemption that have already been accepted in the event that trading on the financial instruments exchanges (including trading of individual stocks), foreign exchange transactions, or clearing functions are suspended, or any other circumstances beyond its control occur.
- The market price of the Fund is based upon supply and demand, as calculated through competitive buying and selling on the exchange. Therefore, market price may differ from the NAV itself.
- Please be aware that the Fund will be delisted, and the trust will be terminated if the number of units of beneficial interests falls below 500,000 for 20 successive business days.

3. Risk Management System

The Management Company examines Fund performance and oversees management risks by having established a committee to take charge of these matters.

- Examination of the Fund performance
The committee reports and deliberates on the results of periodic examinations (analysis/evaluation) of the investment trust's trust asset performance results.
- Administration of management risk
The committee identifies and manages management risk and, based on its findings, provides guidance to the appropriate divisional management and any other relevant sections regarding rectification measures for appropriate administration.

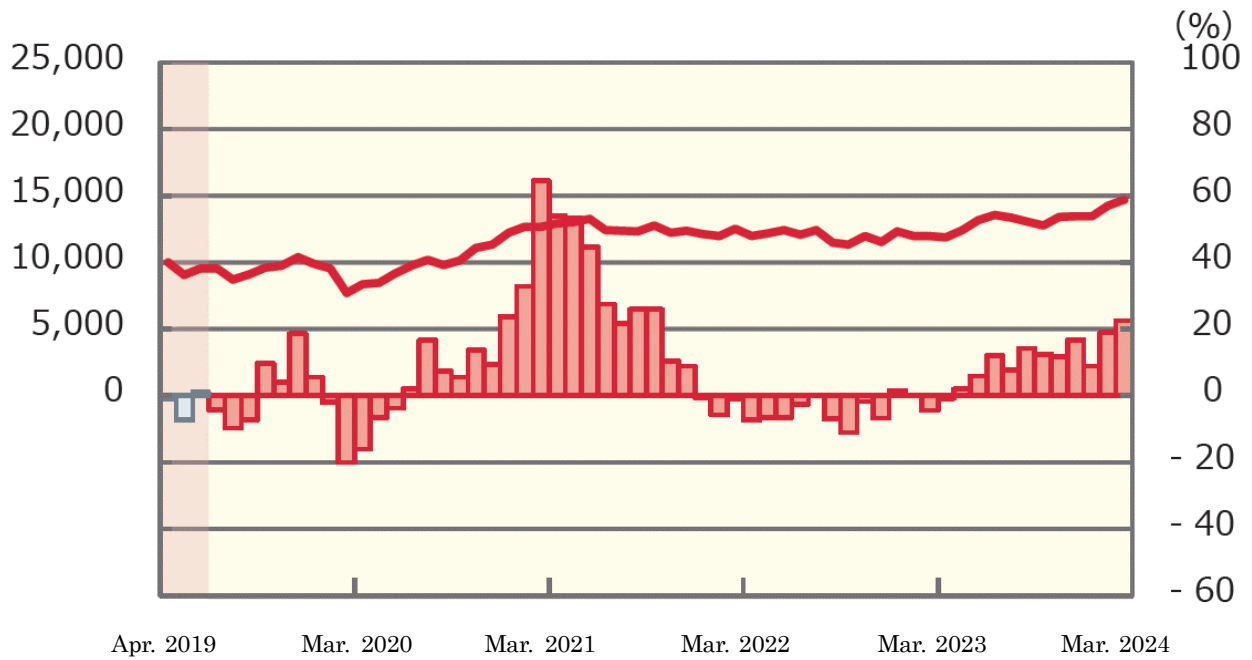
※Administration of Liquidity Risk

The committee establishes rules for the administration of liquidity risk, monitors the liquidity risk of assets incorporated in the Fund, and formulates/verifies emergency measures. The committee oversees the appropriate implementation of liquidity risk administration and oversees the liquidity risk administration system.

4. Risk Quantitative Comparison (from the end of April 2019 to the end of March 2024, per month)

<The Fund's annual return and the change of dividend re-investment net asset value>

- The Fund's annual return (Right Axis)
- Benchmark Index annual return (Right Axis)
- Dividend re-investment net asset value (Left Axis)

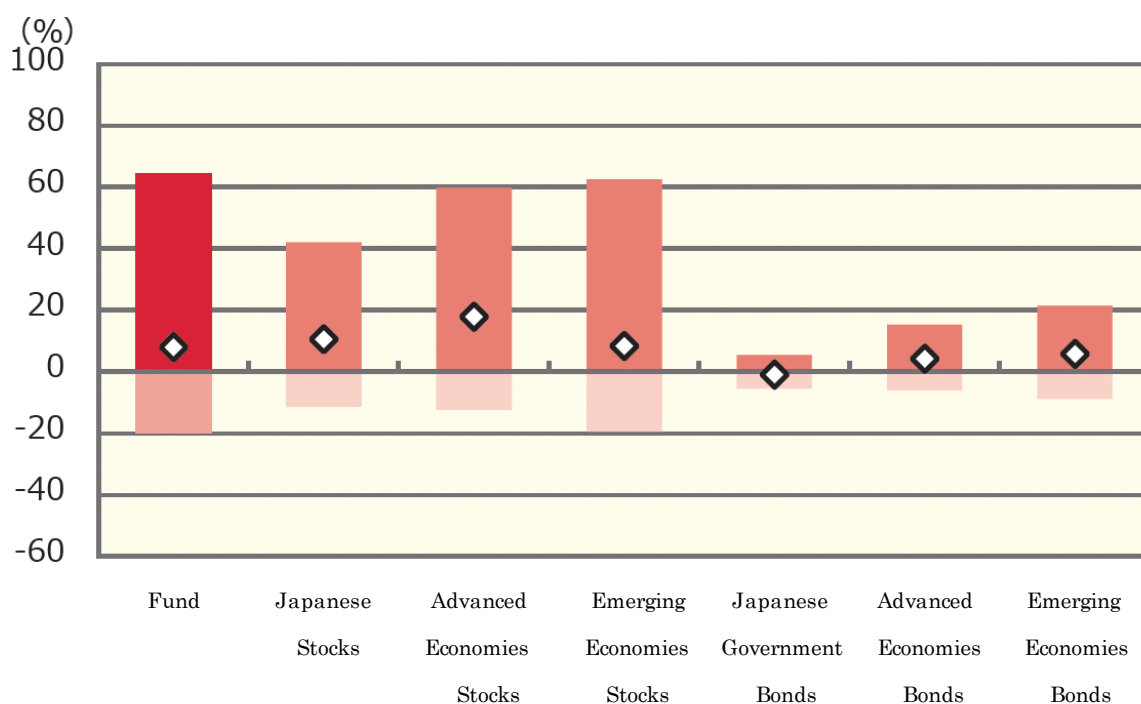


* The dividend re-investment net asset value is calculated by deeming that the dividend before income taxes is re-invested. The dividend re-investment net asset value is set by indexing the net asset value as the end of April 2019 as 10,000.

* The annual return displays the return in a single year at the end of each month for the five years from April 2019 to March 2024. Furthermore, the Benchmark Index annual return is displayed until June 2019.

<Comparison of return between the Fund and the major asset class>

Maximum Value (Fund)
 Maximum Value
 Minimum Value (Fund)
 Minimum Value
 Average



	The Fund	Japanese Stocks	Advanced Economies Stocks	Emerging Economies Stocks	Japanese Government Bonds	Advanced Economies Bonds	Emerging Economies Bonds
Maximum Value (%)	64.6	42.1	59.8	62.7	5.4	15.3	21.5
Minimum Value (%)	△20.0	△11.4	△12.4	△19.4	△5.5	△6.1	△8.8
Average (%)	8.1	10.7	17.9	8.4	△0.8	4.3	5.9

* Not all asset classes are the subject of Fund investment.

* The above graph displays the Maximum Value, the Minimum Value and the Average of the annual return at the end of each month for the five years from April 2019 to March 2024.

* The above numbers may not apply as of the accounting date.

* The Fund uses the return of the dividend re-investment net asset value.

The dividend re-investment net asset value may occasionally differ from the actual net asset value due to the dividend being deemed re-invested before the application of income taxes.

<The index of the major asset class>

○Japanese Stocks: TOPIX Total Return Index

○Advanced Economies Stocks: MSCI-KOKUSAI Index (including dividend, based on Japanese Yen)

○Emerging Economies Stocks: MSCI Emerging Markets Index (including dividend, based on Japanese Yen)

○Japanese Government Bonds: NOMURA-BPI JGB

○Advanced Economies Bonds: FTSE World Government Bond Index (excluding Japan, unhedged, based on Japanese Yen)

○Emerging Economies Bonds: JP Morgan Government Bond Index - Emerging Markets Global Diversified (based on Japanese Yen)

■ Copyright, etc., for the Index of the Major Asset Class ■

○TOPIX Total Return Index…The TOPIX Total Return Index Value and the TOPIX Total Return Index Marks are subject to the proprietary rights owned by JPX Market Innovation & Research, Inc. or affiliates of JPX Market Innovation & Research, Inc. (hereinafter collectively referred to as “JPX”) and JPX owns all rights and know-how relating to the TOPIX Total Return Index such as calculation, publication and use of the TOPIX Total Return Index Value and relating to the TOPIX Total Return Index Marks. JPX shall not be liable for the miscalculation, incorrect publication, delayed or interrupted publication of the TOPIX Total Return Index Value. No Licensed Product is in any way sponsored, endorsed, or promoted by JPX, and JPX shall not be responsible for any damage resulting from the issue and sale of the Licensed Product.

○MSCI-KOKUSAI Index (including dividend, based on Japanese Yen), MSCI Emerging Markets Index (including dividend, based on Japanese Yen)…MSCI-KOKUSAI Index (including dividend, based on Japanese Yen) and MSCI Emerging Markets Index (including dividend, based on Japanese Yen) are the indexes developed by MSCI. Copyright, intellectual property rights, and all other rights to these indexes belong to MSCI. In addition, MSCI also retains the right to change the contents and to suspend the disclosure of these indexes.

○NOMURA-BPI JGB…The intellectual property rights concerning NOMURA-BPI JGB belong to Nomura Fiduciary Research & Consulting Co., Ltd. Furthermore, Nomura Fiduciary Research & Consulting Co., Ltd. does not guarantee the accuracy, integrity, credibility, or usefulness of the Nomura-BPI JGB, and takes no responsibility for the business activities and services provided by Nomura Asset Management Co., Ltd. when using the NOMURA-BPI JGB.

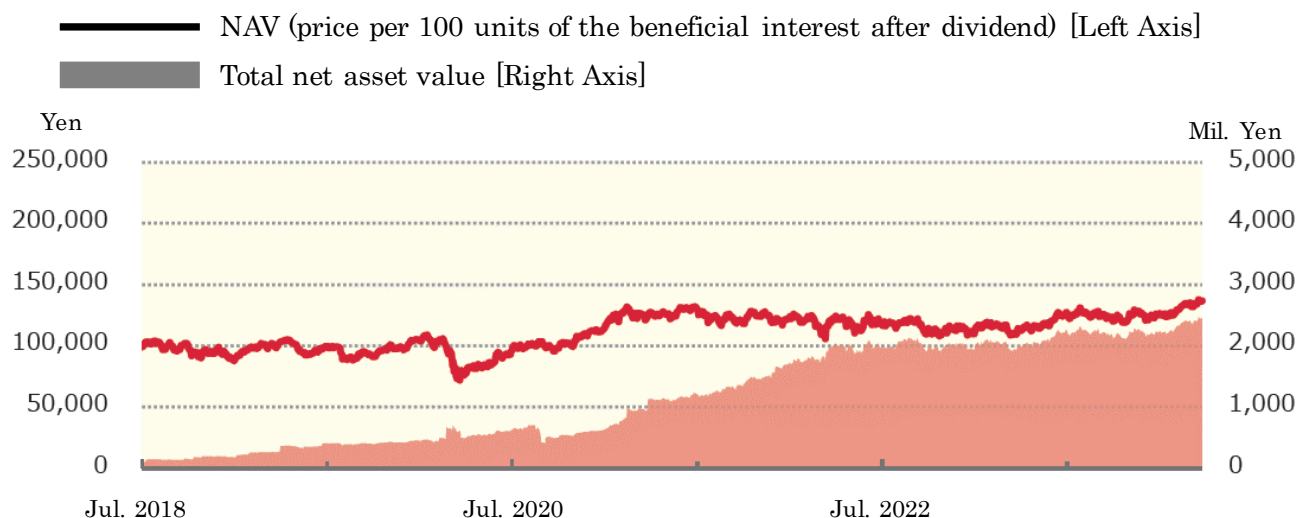
○FTSE World Government Bond Index (excluding Japan, unhedged, based on Japanese Yen)…“FTSE World Government Bond Index (excluding Japan, unhedged, based on Japanese Yen)” is the bond index operated by FTSE Fixed Income LLC for the bond index comprised of the total investment profits of the government bonds of the major countries in the world, excluding Japan, as weight-averaged by the market capitalization in each market, and FTSE World Government Bond Index (excluding Japan, unhedged, based on Japanese Yen) is the intellectual property of FTSE Fixed Income LLC, and all rights regarding the index are retained by FTSE Fixed Income LLC.

○JP Morgan Government Bond Index -Emerging Markets Global Diversified (based on Japanese Yen)···The information provided here regarding the “JP Morgan Government Bond Index -Emerging Markets Global Diversified (based on Japanese Yen)” (here, for the sake of convenience, referred to as the “Index”.) (the said information includes the Index level but is not limited thereto) is used only for informative purposes and is not intended as a solicitation for the sale and purchase of financial instruments, nor does it officially confirm certain sales and purchase, nor does it define the value and price of certain products related to the Index. Also, the Index does not legally constitute accounting advice regarding investment strategy and tax. The market price, data and other information included here are considered accurate, but JPMorgan Chase & Co. and its subsidiary company (hereinafter referred to as “JPM”) do not guarantee completeness and accuracy. The information included here may sometimes be changed without notice. Past performance does not suggest future return. With respect to the financial instruments of the issuers included in this document, JPM and its employees may possess both long and short positions, may perform sales and purchases, may perform market-making, and may also possibly be a subscriber of issuers, placement agencies, advisers, and lenders. The United States J.P. Morgan Securities LLC (here referred to as “JPMSLLC” and “Index sponsors” for the sake of convenience) does not support, warrant, or promote the sale of securities, financial instruments, and transactions concerning the Index (here, referred to as the “Products” for the sake of convenience). The Index sponsors do not make any representation, warranty, conveyance or suggestion regarding the promotion of an investment in securities, any financial commodity, or, especially, the Products, or regarding whether or not interlocking with the Index in investment opportunities in the financial market, or intention to do so, can be promoted. The Index sponsors are not liable for any management, marketing, or trading regarding the Products. The Index is calculated based on information which is considered to be trustworthy, but the completeness, accuracy, and information accompanying the Index is not guaranteed. The Index is property of the Index sponsors, and any property rights to the Index shall belong exclusively to the Index sponsors. JPMSLLC is an NASD, NYSE and SIPC member. JP Morgan is name that is used when JP Morgan Chase Bank, NA, JPSI, J.P. Morgan Securities PLC., or companies affiliated with these companies conduct investment banking business.

(Source: Nomura Research Institute, Ltd., FTSE Fixed Income LLC, etc.)

Historical Performance (As of March 29, 2024)

1. Changes in NAV/Net Assets (per day, since inception)



2. Dividends Paid (per 100 units, before tax)

March 2024	870 Yen
September 2023	2,030 Yen
March 2023	750 Yen
September 2022	2,140 Yen
March 2022	630 Yen
Cumulative since inception	12,530 Yen

3. Status of Major Assets

Substantial Investment Ratio of the Component Shares (Top 10)

	Company	Types	% of NAV
1	TAIWAN SEMICONDUCTOR	Semiconductors & Semiconductor Equipment	7.9
2	SAMSUNG ELECTRONICS	Technology Hardware, Storage & Peripherals	3.8
3	ISHARES MSCI CHINA A UCITS ETF	—	3.6
4	TENCENT HOLDINGS LTD	Interactive Media & Services	3.4
5	ALIBABA GROUP HOLDING LIMITED	Broadline Retail	1.9
6	RELIANCE INDUSTRIES LIMITED	Oil, Gas & Consumable Fuels	1.4
7	SK HYNIX INC	Semiconductors & Semiconductor Equipment	1.0
8	PDD HOLDINGS INC ADR	Broadline Retail	0.9
9	ICICI BANK LTD	Banks	0.9
10	MEITUAN-CLASS B	Hotels, Restaurants & Leisure	0.8

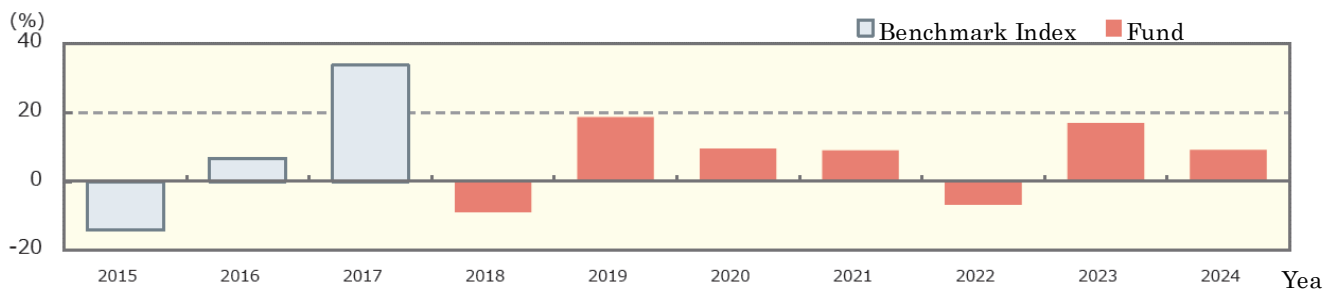
Substantial Investment Ratio of the Country/Region (Top 5)

	Country/region (by currency)	% of NAV
1	Hong Kong	18.0
2	Republic of India	16.9
3	Taiwan	16.7
4	Republic of Korea	12.2
5	United States of America	6.5

*The above is a classification of countries/regions by the currency of incorporated brands.

4. Past Annual Returns

(based on the calendar year)



- The annual rates of return are calculated with dividends re-invested (before tax).
 - Figures from 2015 to 2017 are the annual rates of return for the Benchmark Index. (Source: MSCI)
 - The figure for 2018 shows the return rate from the inception date (July 6, 2018) to the end of the year.
 - The figure for 2024 shows the return rate from the beginning of the year to the base date.
- The performance data shown above represents historical performance, which is not a guarantee of future investment performance.
 - The information of the Benchmark Index is just for reference and does not refer to historical performance of the Fund.
 - The Fund's investment performance may be disclosed on the Management Company's website.

Procedures, Fees, and Other Items

1. Subscription Memorandum

Subscription Units	10,000 units or more, in increments of 10,000 units
Subscription Price	The amount of the NAV as of the next business day after the subscription application day multiplied by a percentage not more than 100.30% (100.20% as of May 29, 2024). (The NAV of the Fund is indicated per 100 units)
Payment of cash	In principle, please pay the distributing company where the subscription application is made, by the day the distributing company designates.
Initial Principal	1,000 yen per 1 unit
Liquidation Units	10,000 units or more, in increments of 10,000 units
Liquidation Price	The amount calculated by subtracting the amount to be retained in trust assets from the NAV of the next business day after the liquidation application day.
Receipt of the cash	In principle, cash will be paid beginning from the seventh business day from the liquidation application day at the distributing company where the application was accepted.
Business Hours for Subscription/Liquidation	<Subscription> Applications for subscription that are completed by 3:30 p.m. are deemed to have been accepted on that day. <Liquidation> Applications for liquidation that are completed by noon are deemed to have been accepted on that day.
Subscription Period	From December 1, 2023 to November 27, 2024 *The subscription period can be renewed by filing another securities registration statement prior to the expiration date shown above.
Restrictions on Liquidation	Liquidation of large amounts may be restricted.
Non-acceptance Days for Subscription/Liquidation	In principle, applications for subscription/liquidation will be suspended on the following days/period: <Subscription> -The subscription application day, if the said subscription application day or the next business day after such subscription application day, is the same date as a holiday in a foreign country*, as specified below. - The subscription application day, if the said subscription application day is one business day or two business days prior to

the first day of a period of consecutive non-business days in Japan comprising two or more days that are not holidays in a foreign country*, as specified below.

-For a period of three business days, beginning from four business days prior to each accounting date of the Fund. However, if the accounting date is a holiday (meaning not a business day), the period shall be four business days, beginning from five business days prior to the accounting date.

-In addition to the period above, any time the Management Company determines that unavoidable circumstances occur that prevent it from making investments in accordance with the investment policies.

<Liquidation>

-The liquidation application day, if the said liquidation application day is the same date as a holiday in a foreign country*, as specified below.

-The liquidation application day, if the said liquidation application day is one business day prior to the first day of a period of consecutive non-business days in Japan comprising two or more days that are not holidays in a foreign country*, as specified below.

-For a period of four business days, beginning from five business days prior to each accounting date of the Fund. However, if the accounting date is a holiday (meaning not a business day), the period shall be five business days, beginning from six business days prior to the accounting date.

-In addition to the period above, any time the Management Company determines that unavoidable circumstances occur that prevent it from making investments in accordance with the investment policies.

* "A holiday in a foreign country" is a day which falls under any of the following items below.

-Non-business days of the Hong Kong Stock Exchange or the New York Stock Exchange.

*Notwithstanding the provisions above, applications for subscription/liquidation may be accepted on or during the days referred to above if the Management Company determines that the impact of such subscription/liquidation on the trust assets is minimal in view of the condition of the trust assets, funding

	trends, market trends, etc.
Suspension or Cancellation of Subscription/Liquidation	<p>In the event that trading on the financial instruments exchanges is suspended or any other circumstances beyond the Management Company's control occur, the Management Company may suspend acceptance of applications for subscription/liquidation or cancel applications for subscription/liquidation that have already been accepted.</p> <p>If the number of units, calculated by subtracting the number of liquidation units from the number of subscription units, exceeds the outstanding number of the units of the Fund before the acceptance of a subscription application (including the number of units coming from subscription/liquidation applications one business day prior to the day of acceptance of such subscription application but has yet to be counted to the trust assets), the Management Company may suspend acceptance of applications for subscription or cancel applications for subscription that have already been accepted.</p>
Trust Term	Unlimited (inception date: July 6, 2018)
Listed Market	Tokyo Stock Exchange
Early Termination	<p>Early termination shall be carried out if the number of units of beneficial interests falls below 500,000 for 20 successive business days, if the Fund is delisted from all the financial instruments exchanges on which the Fund has been listed, or if the Benchmark Index is discontinued.</p> <p>If the Fund is delisted from all the financial instruments exchanges on which the Fund has been listed, the Management Company will begin the necessary steps for early termination on the day of the latest delisting day. In addition, early termination may be carried out if any other circumstances beyond the Management Company's control occur.</p>
Accounting Date	On the 7 th of March and September of each year.
Income Distribution	Dividends are due two times a year on the date of each closing of account.
Upper Limit of the Trust Principal	1 trillion yen
Public Notification	<p>Public notifications shall principally be posted online on the website below:</p> <p>URL: http://www.nomura-am.co.jp/</p>

Investment Reports	No investment report is made.
--------------------	-------------------------------

2. Fund Expense and Taxes

■ Fund Expenses

Expenses to be borne directly by investors			
Subscription Commission	Set independently by the distributing company (Please contact the distributing company for further information) The Subscription Commission is received in consideration of the office procedures related to Fund subscription etc., at the time of the subscription of the Fund.		
Other Expenses	Subscription Price uses the amount of the NAV multiplied by a percentage not more than 100.30% (100.20% as of May 29, 2024). Therefore, in the event of subscription, the amount calculated by multiplying the NAV by a percentage not more than 0.30% (0.20% as of May 29, 2024), and from this amount determining the per unit amount, which in turn will be multiplied by the number of subscription units, shall be paid.		
Amount to be Retained in Trust Assets	In the event of liquidation, the amount calculated by multiplying the NAV by a percentage not more than 0.30% (0.20% as of May 29, 2024), and from this amount determining the per unit amount, which in turn will be multiplied by the number of liquidation units, shall be paid.		
Liquidation Commission	Set independently by the distributing company (Please contact the distributing company for further information) The Liquidation Commission is received in consideration of the office procedures related to Fund liquidation etc., at the time of the liquidation of the Fund.		
Expenses to be borne indirectly by investors from trust assets			
Management Fee (Trust Fee)	Total amount of the Trust Fee is the sum of the following two items , provided, however, that the sum of the following two items (exclusive of taxes) shall not exceed the amount calculated by multiplying the total net assets of the Fund by the rate, 0.25% per annum: (i) The amount calculated by multiplying the daily total net assets of the Fund by the Annual Trust Fee Rate. The distribution of the Trust Fee Rate is as follows: <table border="1" data-bbox="571 1783 1453 2018"> <tr> <td>Annual Trust Fee Rate</td> <td>No more than 0.209% (0.19% exclusive of taxes)(0.209% (0.19% exclusive of taxes) as of May 29, 2024)</td> </tr> </table>	Annual Trust Fee Rate	No more than 0.209% (0.19% exclusive of taxes)(0.209% (0.19% exclusive of taxes) as of May 29, 2024)
Annual Trust Fee Rate	No more than 0.209% (0.19% exclusive of taxes)(0.209% (0.19% exclusive of taxes) as of May 29, 2024)		

	<p>The payee distribution (exclusive of taxes) and the service details</p>	<p><Management Company> Fund operations, investigations related to Fund operations, instructions to trustees, preparation of legal documents, etc., calculating NAV, etc.</p>	<p>0.17%</p>
		<p><Trustee> The storage/management of property of the Fund, execution of instructions from the Management Company, etc.</p>	<p>0.02%</p>
	<p>*The distribution above is calculated using the annual Trust Fee Rate as of May 29, 2024.</p> <p>(ii) When the Fund lends securities, the amount calculated by subtracting expenses for operations associated with such lending (if delegating to a third party) from an amount within 44% (40% exclusive of taxes) of the lending fee, which accrues on a daily basis. The distribution of the above amount shall be 80% for the Management Company and 20% for the Trustee.</p> <p>The Trust Fee of the Fund is summed up daily and reflected within the NAV of the Fund. Also, the total amount of the Trust Fee is paid from the Fund on (a) every last day of any accounting period or (b) the termination date of the trust.</p>		
<p>Other Expenses and Fees</p>	<ul style="list-style-type: none"> ◆ Annual fees for use of trademarks pertaining to the Benchmark Index (as of May 29, 2024) Not more than 0.055% (0.05% exclusive of taxes) per year of the Fund's total net asset value. ◆ Expenses pertaining to listing of the Fund (as of May 29, 2024) -Additional listing fee: 0.00825% (0.0075% exclusive of taxes) of the amount of increase in value of the Fund's total net asset value at the time of any additional listing as compared with the larger of i) the total net asset value at the time of the initial 		

	<p>listing; or ii) the largest of the total net asset values at the end of each subsequent year up to the year immediately prior to the fee payment year.</p> <p>-Annual listing fee: Maximum of 0.00825% (0.0075% exclusive of taxes) of the total net assets at year-end.</p> <p>The fees listed above and any consumption and other tax are to be borne by investors and can be paid out of the Fund. Amounts not paid out of the Fund are to be borne by the Management Company.</p> <p>Other expenses and fees are as follows:</p> <ul style="list-style-type: none"> -Brokerage commission on transactions in portfolio securities -Expenses for maintaining custody of assets denominated in foreign currencies Expenses for the operations related to the lending of securities -Costs paid to auditors for Fund audits -Taxes related to the Fund, etc. <p>These expenses and fees above are paid out of the Fund when they are incurred. These expenses and fees vary according to management and other conditions, so details of rates and upper limits cannot be provided ahead of time.</p>
--	-------------------------------------------------------------------------------------------------------------------------------------------------------------------------------------------------------------------------------------------------------------------------------------------------------------------------------------------------------------------------------------------------------------------------------------------------------------------------------------------------------------------------------------------------------------------------------------------------------------------------------------------------------------------------------------------------------------------------------------------------------------------------------------------------------------------------------------------------------------------------------------------------------------------------------------------------------------------------------------------------------------------------------------------------------------------------------------------------------------------------------------------------------------

■ Tax Treatment

- Tax Treatment is applied at the times listed below.
- The following chart represents tax rates on individual investors at the time of tax withholding.
The tax rate may differ according to the taxation method, etc.

Time	Items	Tax
Receipt of distribution	Income tax, special reconstruction income tax and local tax	Taxed as dividend income 20.315% of income distributions
Sales, liquidations (redemptions) and termination	Income tax, special reconstruction income tax and local tax	Taxed as capital gains 20.315% of the profit on sales, liquidations (redemptions) and termination

*The foregoing descriptions are as of the end of March 2024. Therefore, in the event that tax laws are revised, the tax rates may change.

*If you choose the Japanese version of the Individual Savings Account (known as “NISA”):
“NISA” is the (Nippon) Individual Savings Account, a tax exemption structure pertaining to a listed stock or a publicly offered stock investment trust etc. If you choose to use the NISA structure, income gains and capital gains from newly purchased ETFs etc., for investments of up to a specified amount each year, will be tax exempt for an indefinite term. In order to be eligible for NISA, certain conditions must be met, such as requirements that the NISA account be opened at an eligible distributing company, and financial products that fulfill requirements under tax laws be purchased at the company. Investors should make sure whether or not tax exemptions can be available as this may depend on the method of receiving dividends.

Please confirm this with the distributing company for further details.

*In the case that foreign tax credit is applied due to the investment assets denominated in foreign currencies, the amount of the tax at the time of receipt of the distribution may differ from the amount mentioned above.

*The aforementioned descriptions do not apply to Japanese corporations.

*We recommend that investors consult a tax or similar specialist for details of tax treatment.