

## **[Disclaimer]**

1. This document is an English translation of the Japanese language Summary Prospectus of the NEXT FUNDS Nikkei 225 Inverse Index Exchange Traded Fund (hereinafter referred to as “the Fund”).

This document is based on the Summary Prospectus of the Fund as of February 20, 2025, except as otherwise indicated herein. There is no guarantee that this document is or will be updated or modified even if an update or modification to the corresponding Japanese language Summary Prospectus occurs.

2. This English translation is not required by law or any regulation.
3. This document is offered for information purpose only and shall not be considered an offer or solicitation for any investment, whether in securities, the Fund, or otherwise.
4. This English translation is not an official translation. In the event of any inconsistencies between this English translation and the official Japanese text of the Summary Prospectus, the Japanese version shall prevail.
5. The accuracy, reliability and timeliness of this translation are not guaranteed. Should any error in translation of this document occur, neither Nomura Asset Management Co., Ltd nor its translator shall be liable for the error.
6. The Fund is not registered with any applicable administrative organization other than those applicable to Japan. The Fund is not listed on any exchanges other than those in Japan.
7. A Japanese securities registration statement for the Fund, which is required by Japanese law, is filed with the proper Japanese authorities. The statement should be referred to for the detailed information of the Fund.
8. Neither this document nor any part hereof may be (a) copied or reproduced in any form by any means or (b) redistributed without the prior written consent of Nomura Asset Management Co., Ltd.

Commencement date:

February 20, 2025

Code: 1571

NEXT FUNDS

Nikkei 225 Inverse Index Exchange Traded Fund

NF Nikkei 225 Inverse ETF (Nickname)

Open-ended Investment Trust, Domestic, Stocks, ETF, Index Type  
[Explanatory Booklet on the Investment Trust (Summary Prospectus)]

Product Classification					Segmentation by Attribute			
Unit Type / Open-ended Investment Trust	Eligible Market	Eligible Investments (Source of Income)	Independent Segment	Supplementary Classification	Eligible Investments	Timing of Accounting Period	Geographical Areas of Investment	Index followed
Open-ended Investment Trust	Domestic	Stocks	ETF	Index Type	Others (Stock Index Futures)	1 time yearly	Japan	Others (Nikkei 225 Inverse Index)

Please refer to The Investment Trusts Association, Japan website (<https://www.toushin.or.jp/>) for definitions of product classification and segmentation by attribute above.

#### <Management Company>

**Nomura Asset Management Co., Ltd.** [the party issuing investment instructions for the Fund]

- Registration Number (Financial Instruments Business Operators): Director of the Kanto Local Financial Bureau (Financial instruments firms) No.373
- Date of establishment : December 1, 1959
- Capital : 17.1 billion yen (as of the end of December 2024)
- Total net asset value of investment trust assets under management: 63,030.3 billion yen (as of November 29, 2024)

#### <Trustee>

**Nomura Trust and Banking Co., Ltd.** [the party responsible for custody and management of Fund assets]

-----Please read this document carefully before deciding to subscribe to the NEXT FUNDS Nikkei 225  
Inverse Index Exchange Traded Fund (“the Fund”) -----

This summary prospectus is published pursuant to the provisions of Article 13 of the Financial Instruments and Exchange Act (No.25 of 1948).

In connection with public offering for subscription to the Fund, which is made by way of this summary prospectus, Nomura Asset Management Co., Ltd. (the Management Company), the Issuer of beneficiary certificates of the Fund, filed a securities registration statement with the Director of the Kanto Local Finance Bureau on August 14, 2024, pursuant to the provisions of Article 5 of the Financial Instruments and Exchange Act. The filing took effect on August 15, 2024.

- The prospectus for the Fund provided for in Article 15, Paragraph 3 of the Financial Instruments and Exchange Act (hereinafter referred to as the “Prospectus”) is published on the website of the Nomura Asset Management Co., Ltd. The complete text of the basic terms and conditions of the investment trust of the Fund is provided in the Prospectus.
- When a significant amendment is made to the content of the Fund, we will confirm the intention of beneficiaries of the Fund in advance under the Act on Investment Trust and Investment Corporations (No.198 of 1951).
- Investment trust assets are separately managed by the Trustee under the Trust Act.
- You can obtain a copy of the Prospectus from a distributing company. If you request this document, please make a personal record to that effect.
- For information on distributing companies and the net asset value (“NAV”) of the Fund, etc., please contact us as follows:

Reference	: Nomura Asset Management Co., Ltd.
Homepage	: <a href="https://www.nomura-am.co.jp/">https://www.nomura-am.co.jp/</a>

## ***Objective and Features of the Fund***

### 1. Objective of the Fund

The Nikkei 225 Inverse Index<sup>※</sup> (hereinafter referred to as the “Benchmark Index”) is used as an underlying benchmark. The Fund aims at investment performance tracking the Benchmark Index, which means NAV volatility is to correspond with that of the Benchmark Index.

※ The Nikkei 225 Inverse Index represents the inverse performance (i.e., multiplied by minus 1) of the Nikkei Stock Average (Nikkei 225) on the daily return basis. This is calculated with the base date set as of December 28, 2001. It assumes the index value on that day to be 10,000 points.

### 2. Features of the Fund

#### ■ Main Subject of Investment

-Short-term securities, such as short-term public and corporate bonds denominated in Japanese yen, etc., are the main subject of investment. The main types of transactions are stock index futures connected with the Nikkei 225 (including futures that are traded in foreign exchanges) (hereinafter referred to as “Object Futures Transactions”).

-The Fund may invest in (a) stocks that are included or are due to be included in the Nikkei 225, (b) investment trust securities that aim at investment performance tracking the Nikkei 225 ((a) and (b) are hereinafter collectively referred to as “Object Stocks, Etc.”), and (c) investment trust securities that aim at investment performance tracking the Benchmark Index (hereinafter referred to as “Benchmark Index Linked Investment Trust Securities”).

-Object Futures Transactions, transactions of Object Stocks, Etc., and Benchmark Index Linked Investment Trust Securities are hereinafter collectively referred to as “Object Futures Transactions, Etc.”

#### ■ Investment Policy

(i) The Fund aims at investment performance tracking the Benchmark Index, by carrying out Object Futures Transactions, Etc., as well as primarily investing in short-term securities, such as short-term public and corporate bonds denominated in Japanese yen, etc., and also in making call loans, etc.

(ii) In principle, the amount of (a) the market price of owned Object Stocks Etc. subtracted from (b) the total market price of short positions in Object Futures Transactions and that of the Benchmark Index Linked Investment Trust Securities (the amount of (a) subtracted from (b) hereinafter referred to as “Substantial Short Position Exposure Amount”) are adjusted to be nearly identical to the total net asset value of the trust assets in the Fund.

(iii) When an additional issue of beneficial interests occurs, the Management Company may adjust the trust assets such that the trust assets remain in compliance with policy (i) and (ii) above.

(iv) The Management Company may carry out transactions of the Object Futures

Transaction in foreign exchanges, taking the transaction volume and other liquidity into consideration. In such instances, when investing in assets denominated in foreign currencies such as margins in foreign exchanges, etc., in principle, currency risks are hedged.

(v) The Management Company will change the Contract Month to be executed for Object Futures Transactions, taking the transaction volume, liquidity, and other features of the Contract Month that is the object of the transaction into consideration.

(vi) Upon accepting a request to execute a partial redemption, the Management Company will liquidate the securities or other assets in the trust assets corresponding to the beneficial interests held by the requester of such redemption. However, the liquidation above shall not be applicable where the Management Company delivers cash, received for any additional issue of beneficial interests, to meet a partial redemption request.

(vii) In addition to the cases above, the Management Company will, in essence, issue investment instructions for the Object Futures Transactions, Etc., in order to adjust the components of the trust asset:

- (a) if the Substantial Short Position Exposure Amount no longer correlates to being nearly identical to the total net asset value of the trust assets because of fluctuations and other similar variations to the Benchmark Index;
- (b) if the calculation method of the Benchmark Index is changed or announced to be changed; or
- (c) in addition to provisions (a) and (b) above, if necessary to maintain a link between NAV and the Benchmark Index, or for any other similar reason.

Management described above may not be achieved depending on funding trends, market trends, etc.

#### ■ Nikkei 225 Inverse Index

Nikkei 225 Inverse Index is a copyright protected work which is calculated by techniques originally developed by Nikkei Inc. (hereinafter referred to as “Nikkei”). Nikkei owns the copyrights and all other intellectual property rights relating to the Nikkei 225 Inverse Index itself, its calculation method, and the Nikkei 225, which is the base measure used in calculating the Nikkei 225 Inverse Index. The Management Company is responsible for providing investment instruction for “NEXT FUNDS Nikkei 225 Inverse Index Exchange Traded Fund”, which uses the Nikkei 225 Inverse Index as an underlying benchmark, and Nikkei has neither obligations nor responsibilities related to the investment instructions for or transactions of the “NEXT FUNDS Nikkei 225 Inverse Index Exchange Traded Fund”. Nikkei has no obligation to continuously publish the Nikkei 225 Inverse Index or Nikkei 225, and is not liable for any errors, delays, or interruptions in connection with publication of these Indexes. Nikkei reserves the rights to change the methods of calculation of the Nikkei 225 Inverse Index or Nikkei 225, as well as the right to change the contents and cease the

publication of the Nikkei 225 Inverse Index.

■ Investment Restrictions

Investment ratio of stocks	There is no restriction on the investment ratio of stocks.
Investment ratio of assets denominated in foreign currencies	There is no restriction on the investment ratio of assets denominated in foreign currencies.
Use of derivatives	Use of derivatives is not restricted to hedging purposes.

■ Distribution Policy

- Dividends are due on the 20<sup>th</sup> of May of each year.
- As a general rule, the full amount of dividends and other income arising from the trust assets are distributed after deduction of expenses. However, the amount of dividends that are payable may in some circumstances amount to zero. Even if any profits are realized from the sale and purchase of individual securities, no dividends shall be paid.

\* There is no suggestion or guarantee regarding the payment or the amount of future dividends.

## ***Investment Risks***

### 1. Factors that contribute to NAV volatility

The NAV of the Fund is subject to fluctuations in the prices of the securities, etc., in which the Fund invests. **All profits and losses arising from fund management are borne by the investors. Any principal invested in the Fund by investors is therefore not guaranteed. Investors may incur a loss and the value of their investment principal may fall below par as the result of a decline in the NAV. The investment trust differs from a savings deposit.**

Stock Price Fluctuation Risk	NAV of the Fund may be influenced by stock price fluctuations since the Fund actively utilizes stock index futures.
Bond Price Fluctuation Risk	Bond (such as public and corporate bond) prices can fluctuate due to fluctuations in market interest rates, fluctuations in the credibility of the bond issuers, etc., which may affect the NAV of the Fund since the Fund invests in these bonds.

\* The factors that contribute to fluctuations in the NAV are not limited to those mentioned above.

#### <<Primary Factors for Discrepancies between the Benchmark Index and NAV>>

The Fund intends to achieve investment performance where the NAV corresponds tightly to the fluctuations of the Benchmark Index; however, in managing the investment assets, we cannot guarantee that movements will be identical to those of the Benchmark Index for primarily the following reasons:

- (i) The Substantial Short Position Exposure Amount will not exactly be the same as the total net asset value of trust assets in the Fund.
- (ii) The fluctuations of the Nikkei 225 will not necessarily correspond to that of evaluated prices of Object Futures Transactions.
- (iii) There may be a disparity between (a) the contract price of Object Futures Transactions made in order to carry out an additional issue or redemption, etc., and (b) the evaluation price of the Object Futures Transaction on those dates.
- (iv) The Fund bears transaction costs when carrying out an additional issue, redemption, or changes to the Contract Month to be executed for Object Futures Transactions. There may be a price spread between the prices of Object Futures Transactions taking place in different Contract Months.
- (v) There is interest and other income arising from investing in short-term securities, such as public and corporate bonds, etc.
- (vi) The Fund bears certain costs, such as trust fees.

\* The factors for discrepancies between the Benchmark Index and NAV are not limited to those mentioned above.

When managing the Fund, we cannot guarantee that the NAV fluctuations will be identical to those of the Benchmark Index since the goals of the above investment policy may not be achieved by management, primarily when any of the following events occurs;

- When Object Futures Transactions are restricted;
- When the size of the Fund under management is small;
- When the ratio of the margin to be deposited for Object Futures Transactions becomes higher than a certain level; or
- When the Object Futures Transaction is not dealt, or all or a portion of a transaction required for the Fund is not dealt because of a large fluctuation of the market and/or lack of liquidity, etc.

## 2. Additional Considerations

The provisions stipulated in Article 37-6 of the Financial Instruments and Exchange Act (so-called “cooling off”) are not applicable to subscription to the Fund.

- In the event that a large number of redemptions occur and it becomes necessary to raise funds for the large number of redemptions within a short period of time or that a sudden change in the market environment in the primary trading market occurs etc., there is a risk that the Fund may not be able to trade at an expected price (based on prevailing market prices) or the trading volume may be limited due to a temporary decline in the liquidity of the assets incorporated in the Fund. As a result of these risks, there is the possibility that the net asset value will be negatively affected, that acceptance of applications for redemption will be cancelled, or that the payment of redemption proceeds will be delayed.
- Management based upon the investment policy may not be achieved depending on funding trends, market trends, etc., or unexpected circumstances.
- The interest/redemption payment from the issuers of the securities which are incorporated into the Fund may be delayed.
- Transactions pertaining to the Fund, such as an investment in securities and contracts related to such fund, may default because of bankruptcy, or other similar event, occurring to a counterparty.
- NAV of the Fund and the Benchmark Index may differ because of costs and other factors. It is not guaranteed that the Fund’s investment performance will track or exceed the Benchmark Index.
- The market price of the Fund is based upon supply and demand, as calculated through competitive buying and selling on the exchange. Therefore, market price may differ from the NAV itself.
- Beneficiaries cannot exchange their own beneficial interests in the Fund for the securities which correspond to their share of the beneficial interests in the trust assets of the Fund.
- The Management Company may delist the Fund and terminate the trust when unavoidable



circumstances, such as if the NAV of the Fund becomes remarkably small, occur.

- Please be aware that the Fund will be delisted, and the trust will be terminated if the number of units of beneficial interests falls below 100,000 for 20 successive business days.

- Matters to be aware of concerning the nature of the Nikkei 225 Inverse Index

The percentage change (i.e., the market price of a certain business day versus that of the following business day) of the Nikkei 225 Inverse Index is always calculated as inverse to (i.e., multiplied by minus 1) that of the Nikkei 225 where the business days are consecutive. However, in comparing the percentage change for a period longer than two business days, the percentage change of the Nikkei 225 Inverse Index is generally not inverse to (i.e., multiplied by minus 1) that of the Nikkei 225. This discrepancy is unavoidable due to the calculation method.

The discrepancy above will fluctuate according to the fluctuations of the Nikkei 225 for the period longer than two business days, meaning the spread may turn positive or negative. Generally, it is very likely that the spread will turn negative if the Nikkei 225 repeatedly cycles up and down, and the spread will tend to be larger if the period mentioned above is longer.

Therefore, the Fund is a financial product suited to the investment made for purposes of following relatively short-term market fluctuations, as opposed to being suitable for mid-to long-term investment.

- Matters to be aware of regarding the discrepancy between fluctuations of indexes and actual fluctuations of the market price of the Fund

There is no guarantee that the Fund will achieve its management target because the actual NAV of the Fund is affected by costs such as trust fees, an additional issue/partial redemption, and discrepancies in the fluctuations of Nikkei 225 and Nikkei 225 futures.

The market price of the Fund is based upon supply and demand, as calculated through competitive buying and selling on the exchange. Therefore, market price may differ from the NAV itself.

### 3. Risk Management System

The Management Company examines Fund performance and oversees management risks by having established a committee to take charge of these matters.

- Examination of the Fund performance

The committee reports and deliberates on the results of periodic examinations (analysis/evaluation) of the investment trust's trust asset performance results.

- Administration of management risk

The committee identifies and manages management risk and, based on its findings, provides guidance to the appropriate divisional management and any other relevant

sections regarding rectification measures for appropriate administration.

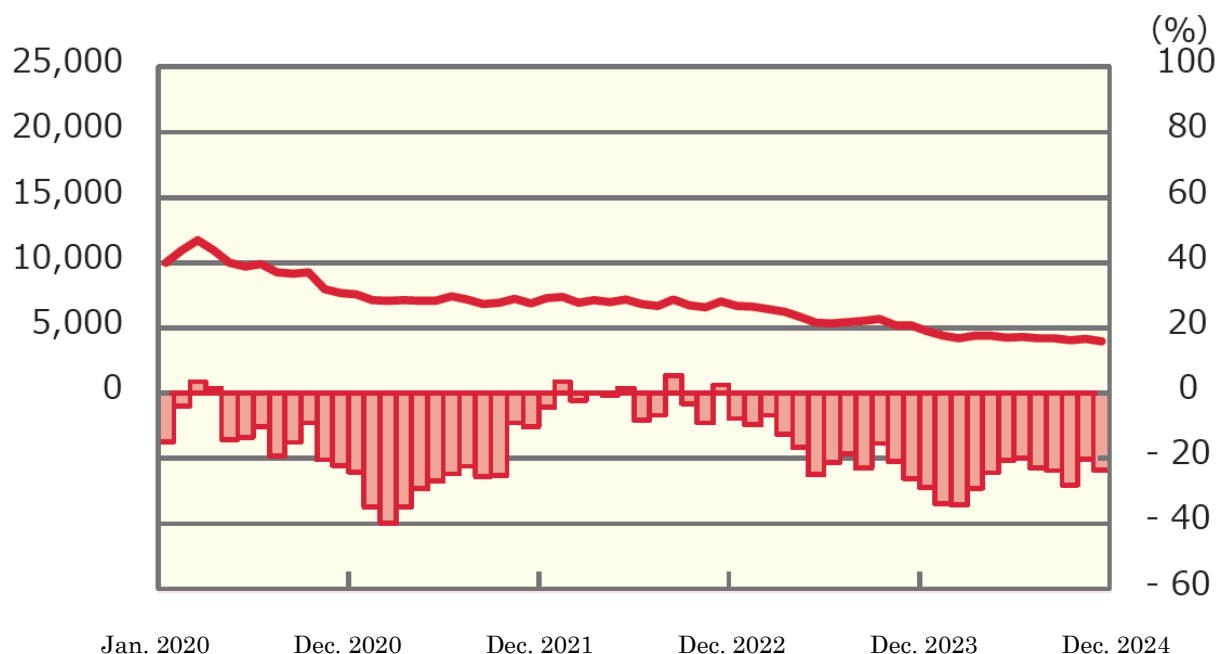
※ Administration of Liquidity Risk

The committee establishes rules for the administration of liquidity risk, monitors the liquidity risk of assets incorporated in the Fund, and formulates/verifies emergency measures. The committee oversees the appropriate implementation of liquidity risk administration and oversees the liquidity risk administration system.

4. Risk Quantitative Comparison (from the end of January 2020 to the end of December 2024, per month)

<The Fund's annual return and the change of dividend re-investment net asset value>

- The Fund's annual return (Right Axis)
- Dividend re-investment net asset value (Left Axis)

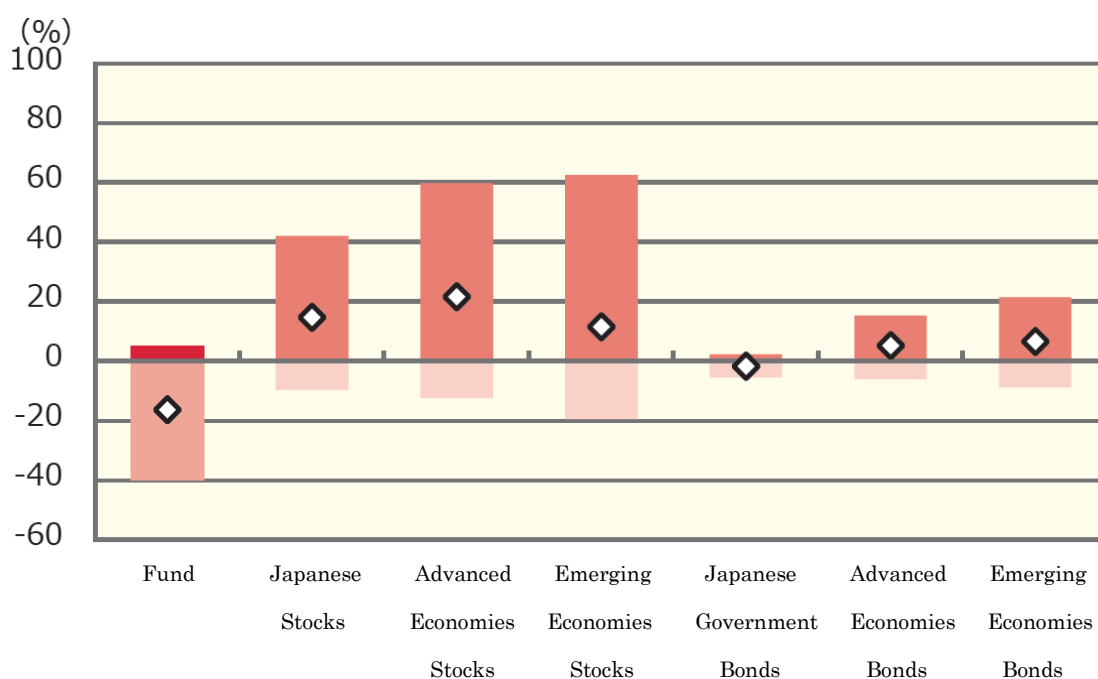


\* The dividend re-investment net asset value is calculated by deeming that the dividend before income taxes is re-invested. The dividend re-investment net asset value is set by indexing the net asset value as of the end of January 2020 as 10,000.

\* The annual return displays the return in a single year at the end of each month for the five years from January 2020 to December 2024.

<Comparison of return between the Fund and the major asset class>

Maximum Value (Fund)    
  Maximum Value    
  Minimum Value (Fund)  
 Minimum Value    
  Average



	The Fund	Japanese Stocks	Advanced Economies Stocks	Emerging Economies Stocks	Japanese Government Bonds	Advanced Economies Bonds	Emerging Economies Bonds
Maximum Value (%)	5.2	42.1	59.8	62.7	2.3	15.3	21.5
Minimum Value (%)	△39.8	△9.5	△12.4	△19.4	△5.5	△6.1	△8.8
Average (%)	△16.4	14.7	21.7	11.7	△1.7	5.3	6.6

\* Not all asset classes are the subject of Fund investment.

\* The above graph displays the Maximum Value, the Minimum Value and the Average of the annual return at the end of each month for the five years from January 2020 to December 2024.

\* The above numbers may not apply as of the accounting date.

\* The Fund uses the return of the dividend re-investment net asset value.

# The dividend re-investment net asset value may occasionally differ from the actual net asset value due to the dividend being deemed re-invested before the application of income taxes.

<The Index of the Major Asset Class>

○Japanese Stocks: TOPIX Total Return Index

○Advanced Economies Stocks: MSCI-KOKUSAI Index (including dividend, based on Japanese Yen)

○Emerging Economies Stocks: MSCI Emerging Markets Index (including dividend, based on Japanese Yen)

○Japanese Government Bonds: NOMURA-BPI JGB

○Advanced Economies Bonds: FTSE World Government Bond Index (excluding Japan, unhedged, based on Japanese Yen)

○Emerging Economies Bonds: JP Morgan Government Bond Index - Emerging Markets Global Diversified (based on Japanese Yen)

■ Copyright, etc., for the Index of the Major Asset Class ■

○TOPIX Total Return Index···The TOPIX Total Return Index Value and the TOPIX Total Return Index Marks are subject to the proprietary rights owned by JPX Market Innovation & Research, Inc. or affiliates of JPX Market Innovation & Research, Inc. (hereinafter collectively referred to as “JPX”) and JPX owns all rights and know-how relating to the TOPIX Total Return Index such as calculation, publication, and use of the TOPIX Total Return Index Value and relating to the TOPIX Total Return Index Marks. JPX shall not be liable for the miscalculation, incorrect publication, delayed, or interrupted publication of the TOPIX Total Return Index Value. No Licensed Product is in any way sponsored, endorsed, or promoted by JPX, and JPX shall not be responsible for any damage resulting from the issue and sale of the Licensed Product.

○MSCI-KOKUSAI Index (including dividend, based on Japanese Yen), MSCI Emerging Markets Index (including dividend, based on Japanese Yen)···MSCI-KOKUSAI Index (including dividend, based on Japanese Yen) and MSCI Emerging Markets Index (including dividend, based on Japanese Yen) are the indexes developed by MSCI. Copyright, intellectual property rights, and all other rights to these indexes belong to MSCI. In addition, MSCI also retains the right to change the contents and to suspend the disclosure of these indexes.

○NOMURA-BPI JGB···The intellectual property rights concerning NOMURA-BPI JGB belong to Nomura Fiduciary Research & Consulting Co., Ltd. Furthermore, Nomura Fiduciary Research & Consulting Co., Ltd. does not guarantee the accuracy, integrity, credibility, or usefulness of the Nomura-BPI JGB, and takes no responsibility for the business activities and services provided by Nomura Asset Management Co., Ltd. when using the NOMURA-BPI JGB.

○FTSE World Government Bond Index (excluding Japan, unhedged, based on Japanese Yen)···“FTSE World Government Bond Index (excluding Japan, unhedged, based on Japanese Yen)” is the bond index operated by FTSE Fixed Income LLC for the bond index comprised of the total investment profits of the government bonds of the major countries in the world, excluding Japan, as weight-averaged by the market capitalization in each market, and FTSE World Government Bond Index (excluding Japan, unhedged, based on Japanese Yen) is the intellectual property of FTSE Fixed Income LLC, and all rights regarding the index are retained by FTSE Fixed Income LLC.

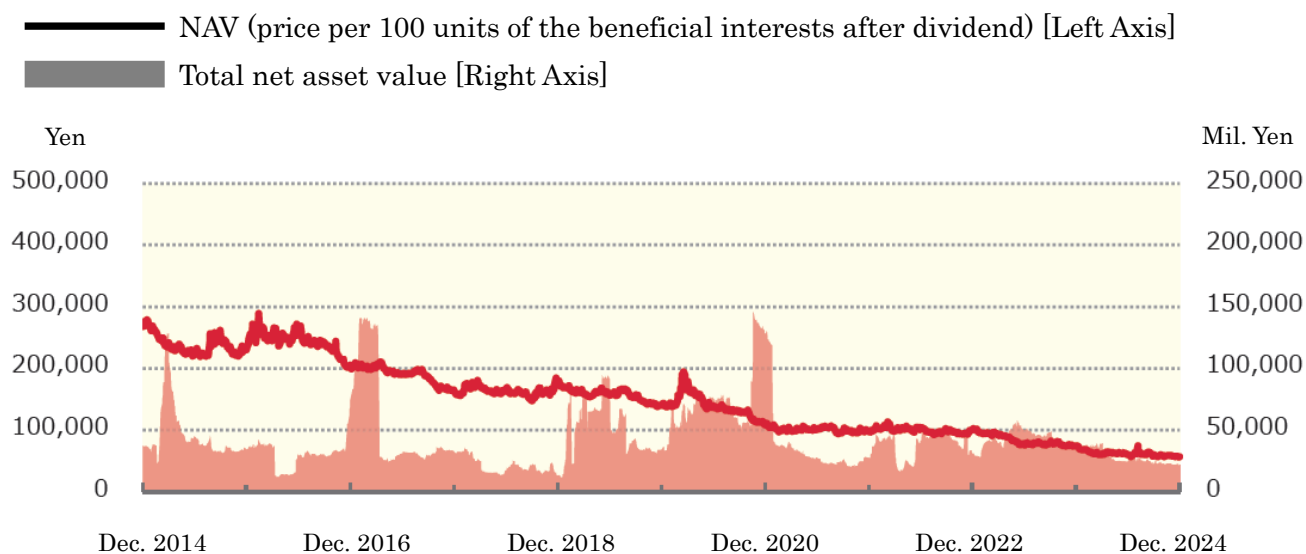
○JP Morgan Government Bond Index -Emerging Markets Global Diversified (based on Japanese Yen)···The information provided here regarding the “JP Morgan Government Bond Index - Emerging Markets Global Diversified (based on Japanese Yen)” (here, for the sake of convenience, referred to as the “Index”.) (the said information includes the Index level but is not limited thereto) is used only for informative purposes and is not intended as a solicitation for the sale and purchase of financial instruments, nor does it officially confirm certain sales and purchase, nor does it define the value and price of certain products related to the Index. Also, the Index does not legally constitute accounting advice regarding investment strategy and tax. The market price, data and other information included here are considered accurate, but JPMorgan Chase & Co. and its subsidiary company (hereinafter referred to as “JPM”) do not guarantee completeness and accuracy. The information included here may sometimes be changed without notice. Past performance does not suggest future return. With respect to the financial instruments of the issuers included in this document, JPM and its employees may possess both long and short positions, may perform sales and purchases, may perform market-making, and may also possibly be a subscriber of issuers, placement agencies, advisers, and lenders.

The United States J.P. Morgan Securities LLC (here referred to as “JPMSLLC” and “Index sponsors” for the sake of convenience) does not support, warrant, or promote the sale of securities, financial instruments, and transactions concerning the Index (here, referred to as the “Products” for the sake of convenience). The Index sponsors do not make any representation, warranty, conveyance or suggestion regarding the promotion of an investment in securities, any financial commodity, or, especially, the Products, or regarding whether or not interlocking with the Index in investment opportunities in the financial market, or intention to do so, can be promoted. The Index sponsors are not liable for any management, marketing, or trading regarding the Products. The Index is calculated based on information which is considered to be trustworthy, but the completeness, accuracy, and information accompanying the Index is not guaranteed. The Index is property of the Index sponsors, and any property rights to the Index shall belong exclusively to the Index sponsors. JPMSLLC is an NASD, NYSE and SIPC member. JP Morgan is name that is used when JP Morgan Chase Bank, NA, JPSI, J.P. Morgan Securities PLC., or companies affiliated with these companies conduct investment banking business.

(Source: Nomura Research Institute, Ltd., FTSE Fixed Income LLC, etc.)

### Historical Performance (As of December 30, 2024)

#### 1. Changes in NAV/Net Assets (per day)



#### 2. Dividends Paid (per 100 units, before tax)

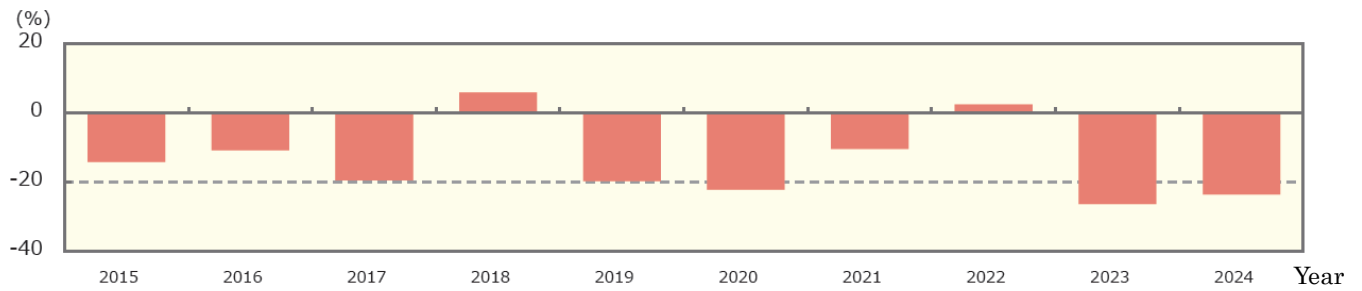
May 2024	0 Yen
May 2023	0 Yen
May 2022	0 Yen
May 2021	0 Yen
May 2020	0 Yen
Cumulative since inception	0 Yen

#### 3. Status of Major Assets

##### Investment Ratio

Asset/Name	Asset Classes	% of NAV
Cash, bank deposits, other assets (after debt deduction)	—	100.0
Nikkei 225 Futures (Contract Month of March 2025) (included)	Stock Index Futures transactions	(Short position) 108.5

#### 4. Past Annual Returns (based on the calendar year)



-The annual rates of return are calculated with dividends re-invested (before tax).

-The figure for 2024 shows the return rate from the beginning of the year to the base date.

- The performance data shown above represents historical performance, which is not a guarantee of future investment performance.
- The Fund's investment performance may be disclosed on the Management Company's website.



***Procedures, Fees, and Other Items***

1. Subscription Memorandum

Subscription Units	20,000 units or more, in increments of 20,000 units
Subscription Price	The amount of the NAV as of the next business day after the subscription application day (the day on which a subscription application is accepted) multiplied by 100.05% or less (100.02% as of February 19, 2025). (The NAV of the Fund is indicated per 100 units.)
Payment of cash	In principle, payment shall be made to the distributing company where the subscription application is made, by the day the distributing company designates.
Initial Principal	5,918 yen per 1 unit
Liquidation Units	20,000 units or more, in increments of 20,000 units
Liquidation Price	The amount calculated by subtracting the amount to be retained in trust assets from the NAV of the next business day after the liquidation application day.
Receipt of the cash	In principle, cash will be paid beginning from the fourth business day from the liquidation application day at the distributing company where the application was accepted.
Business Hours for Subscription/Liquidation	In principle, applications for subscription and liquidation that are completed by 4:30 p.m. are deemed accepted on the same day. (Business hours for subscription/liquidation mentioned above may vary according to a distributing company. Please contact the distributing company for details.)
Subscription Period	From August 15, 2024, to August 19, 2025 * The subscription period can be renewed by filing another securities registration statement prior to the expiration date shown above.
Restrictions on Liquidation	Liquidation of large amounts may be restricted.
Non-acceptance Days for Subscription/Liquidation	In principle, applications for subscription/liquidation will be suspended on the following days/period: <Subscription> - For a period that the Management Company decides is necessary in order to change the Contract Month to be executed for Object Futures Transactions. - For a period of three business days, beginning from four business days prior to each accounting date of the Fund. However, if the accounting date is a holiday (meaning not a business day),

	<p>the period shall be four business days, beginning from five business days prior to the accounting date.</p> <ul style="list-style-type: none"><li>- In addition to the period above, any time the Management Company determines that unavoidable circumstances occur that prevent it from making investments in accordance with the investment policies.</li></ul> <p>&lt;Liquidation&gt;</p> <ul style="list-style-type: none"><li>- For a period that the Management Company decides is necessary in order to change the Contract Months to be executed for Object Futures Transactions.</li><li>- For a period of three business days, beginning from four business days prior to each accounting date of the Fund. However, if the accounting date is a holiday (meaning not a business day), the period shall be four business days, beginning from five business days prior to the accounting date.</li><li>- In addition to the period above, any time the Management Company determines that unavoidable circumstances occur that prevent it from making investments in accordance with the investment policies.</li></ul> <p>* Notwithstanding the provisions above, applications for subscription/liquidation may be accepted on or during the days referred to above if the Management Company determines that the impact of such subscription/liquidation on the trust assets is minimal in view of the condition of the trust assets, funding trends, market trends, etc.</p>
--	---

<p>Suspension or Cancellation of Subscription/Liquidation</p>	<p>The Management Company may suspend acceptance of applications for subscription/liquidation or cancel applications for subscription/liquidation that have already been accepted in the following events:</p> <p>(i) With respect to the Fund's main Object Futures Transactions, when the auction markets at the financial instruments exchanges (including any foreign exchanges) pertaining to these said Fund transactions are closed, partially closed, or suspended.</p> <p>(ii) With respect to the Fund's main Object Futures Transactions, when all or some of the transactions at the bid and ask prices pertaining to these said Fund transactions cannot be completed because either the bid and ask prices of the futures transaction at the end of the auction markets in the financial instruments exchanges (including any foreign exchanges) used on that day reaches the limit of the spread of the bid and ask prices enforced by that financial instruments exchanges or because any other circumstances beyond the Management Company's control occur.</p> <p>* Notwithstanding the provisions above, in the event that trading on the financial instruments exchanges (including trading on individual issues), foreign exchange transactions, or clearing functions is suspended or any other circumstances beyond the Management Company's control occur, the Management Company may suspend acceptance of applications for subscription/liquidation or cancel applications for subscription/liquidation that have already been accepted. If the number of units, calculated by subtracting the number of liquidation units from the number of subscription units, exceeds the double of the outstanding number of the units of the Fund on the subscription application day, the Management Company may suspend acceptance of applications for subscription or cancel applications for subscription that have already been accepted.</p>
<p>Trust Term</p>	<p>Unlimited (inception date: April 10, 2012)</p>
<p>Listed Market</p>	<p>Tokyo Stock Exchange</p>
<p>Early Termination</p>	<p>Early termination shall be carried out if the number of units of beneficial interests falls below 100,000 for 20 successive business days, if the Fund is delisted from all the financial instruments exchanges on which the Fund has been listed, or if the Benchmark Index is discontinued.</p>

	If the Fund is delisted from all the financial instruments exchanges on which the Fund has been listed, the Management Company will begin the necessary steps for early termination on the day of the latest delisting day. In addition, early termination may be carried out if any other circumstances beyond the Management Company's control occur.
Accounting Date	On the 20 <sup>th</sup> of May of each year
Income Distribution	Dividends are due once a year on the date of each closing of account.
Upper Limit of the Trust Principal	700 billion yen
Public Notification	Public notifications shall principally be posted online on the website below: URL: <a href="https://www.nomura-am.co.jp/">https://www.nomura-am.co.jp/</a>
Investment Reports	No investment report is made.

## 2. Fund Expense and Taxes

### ■ Fund Expenses

Expenses to be borne directly by investors		
Subscription Commission	Set independently by the distributing company (Please contact the distributing company for further information) The Subscription Commission is received in consideration of the office procedures related to Fund subscription, etc., at the time of the subscription of the Fund.	
Other Expenses	Subscription Price uses the amount of the NAV multiplied by 100.05% or less (100.02% as of February 19, 2025). Therefore, in the event of subscription, the amount calculated by multiplying the NAV by 0.05% or less ( <b>0.02%</b> as of February 19, 2025), and from this amount determining the per unit amount, which in turn will be multiplied by the number of subscription units, shall be paid.	
Amount to be Retained in Trust Assets	In the event of liquidation, the amount calculated by multiplying the NAV by 0.05% or less ( <b>0.02%</b> as of February 19, 2025), and from this amount determining the per unit amount, which in turn will be multiplied by the number of liquidation units, shall be paid.	
Liquidation Commission	Set independently by the distributing company (Please contact the distributing company for further information) The Liquidation Commission is received in consideration of the office procedures related to Fund liquidation, etc., at the time of the liquidation of the Fund.	
Expenses to be borne indirectly by investors from trust assets		
Management Fee (Trust Fee)	Total amount of the Trust Fee is <b>the sum of the following two items</b> : (i) The amount calculated by multiplying the daily total net assets of the Fund by Annual Trust Fee Rate The distribution of the Trust Fee Rate is as follows:	
	Annual Trust Fee Rate	No larger than 0.88% (0.80% exclusive of taxes) <b>(0.88 (0.80% exclusive of taxes)</b> as of February 19, 2025)
	The payee distribution (exclusive of taxes)	<Management Company> Fund operations, 0.75%

	and the service details	investigations related to Fund operations, instructions to trustees, preparation of legal documents, etc., calculating NAV, etc.	
		<Trustee> The storage/management of property of the Fund, execution of instructions from the Management Company, etc.	0.05%

\* The distribution above is calculated using the annual Trust Fee Rate as of February 19, 2025.

(ii) When the Fund lends securities, the amount within 44% (40% exclusive of taxes) of the lending fee, which accrues on a daily basis. The distribution of the above amount shall be 80% for the Management Company and 20% for the Trustee.

The Trust Fee of the Fund is summed up daily and reflected within the NAV of the Fund. Also, the total amount of the Trust Fee is paid from the Fund (a) on every last day of the first six months of any accounting period and every last day of any accounting period or (b) the termination date of the trust.

Other Expenses and Fees	<ul style="list-style-type: none"> <li>◆ Annual fees for use of trademarks pertaining to the Benchmark Index (as of February 19, 2025) In principle, no more than 0.066% (0.06% exclusive of taxes) per year of the Fund's total net asset value. However, if this amount is less than 1.2million yen per year exclusive of taxes, then the fee will be set at 1,320,000 yen per year (1.2million yen exclusive of taxes).</li> <li>◆ Expenses pertaining to listing of the Fund (as of February 19, 2025) - Additional listing fee: 0.00825% (0.0075% exclusive of taxes) of the</li> </ul>
-------------------------	--

amount of increase in value of the total net asset value at the end of the year as compared with the larger of i) the total net asset value at the time of the initial listing; or ii) the largest of the total net asset values at the end of each subsequent year up to the year immediately prior to the fee payment year.

- Annual listing fee: Maximum of 0.00825% (0.0075% exclusive of taxes) of the total net assets at year-end.

The amount of equivalent to the expenses and fees listed above and the consumption tax etc. is incurred by investors and can be paid out of the Fund. The amount that is not paid out of the Fund is responsible for the Management Company.

Other expenses and fees are as follows:

- Brokerage commission on transactions in portfolio securities
- Expenses for maintaining custody of assets denominated in foreign currencies
- Costs paid to auditors for Fund audits
- Taxes related to the Fund, etc.

These expenses and fees above are paid out of the trust assets when they are incurred. These expenses and fees vary according to management and other conditions, so details of rates and upper limits cannot be provided ahead of time.

■ Tax Treatment

- Tax Treatment is applied at the times listed below.
- The following chart represents tax rates on individual investors at the time of tax withholding.  
The tax rate may differ according to the taxation method, etc.

Time	Items	Tax
Receipt of distribution	Income tax, special reconstruction income tax and local tax	Taxed as dividend income 20.315% of income distributions
Sales, liquidations (redemptions) and termination	Income tax, special reconstruction income tax and local tax	Taxed as capital gains 20.315% of the profit on sales, liquidations (redemptions) and termination

\* The foregoing descriptions are as of the end of December 2024. Therefore, in the event that tax laws are revised, the tax rates may change.

\* In the case that foreign tax credit is applied due to the investment assets denominated in foreign currencies, the amount of the tax at the time of receipt of the distribution may differ from the amount mentioned above.

\* The aforementioned descriptions do not apply to Japanese corporations.

\* We recommend that investors consult a tax or similar specialist for details of tax treatment.



**Additional Content of Description**

◆Regarding the fluctuations of the Benchmark Index

The Nikkei 225 Inverse Index is an index whose daily percentage change from a certain business day to the following business day is represented as inverse (i.e., multiplied by minus 1) to the percentage change of the Nikkei 225. Therefore, please be aware that, in comparing the percentage change for a period longer than two business days, the percentage change of the Nikkei 225 Inverse Index is generally not inverse to (i.e., multiplied by minus 1) that of the Nikkei 225, as indicated by the following examples.

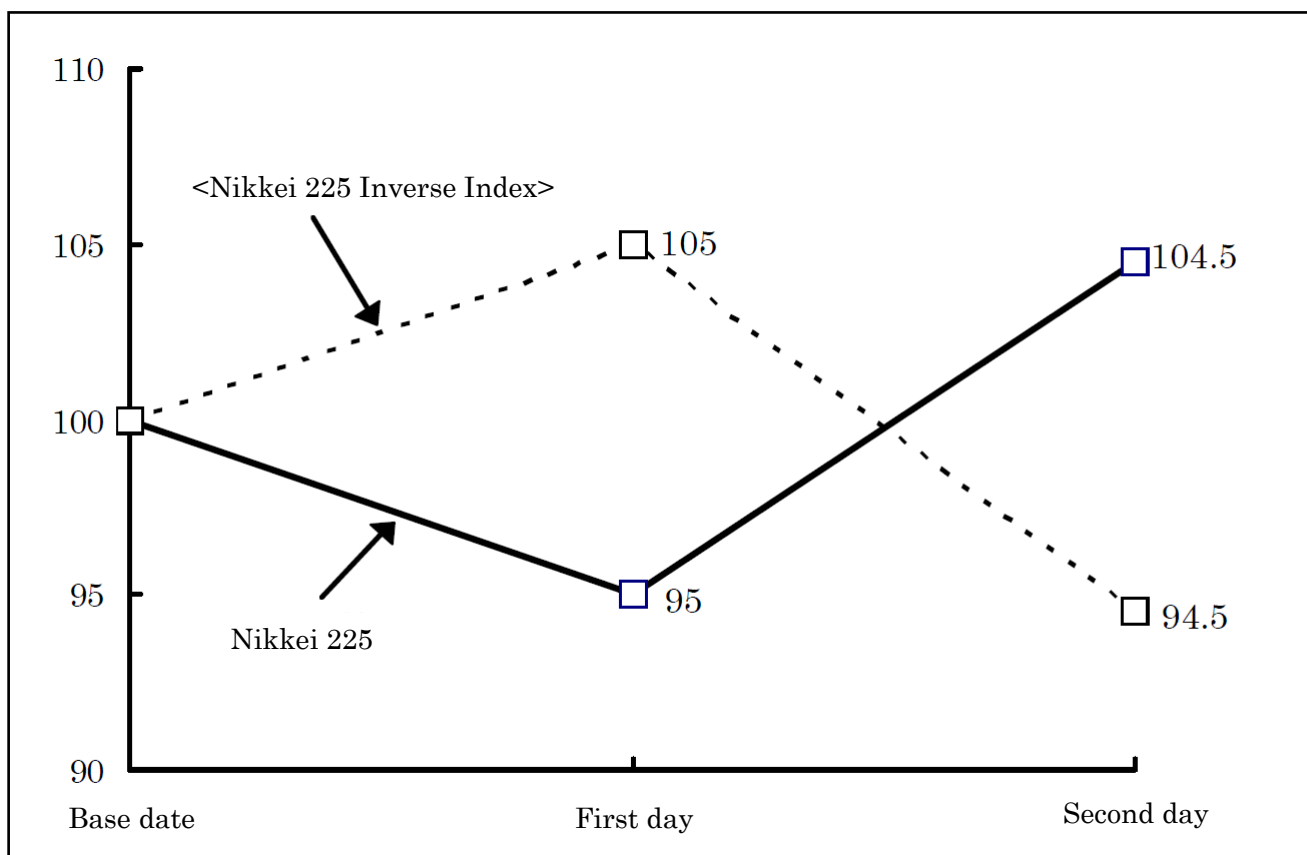
Example 1: When Nikkei 225 falls on the first day and rises on the second day

-Daily price fluctuation

	The first day	The second day
Nikkei 225	-5%	+10%
Nikkei 225 Inverse Index	+5%	-10%

-Price fluctuation compared with the base date

	The first day	The second day
Nikkei 225	-5%	<u>+4.5%</u>
Nikkei 225 Inverse Index	+5%	<u>-5.5%</u>



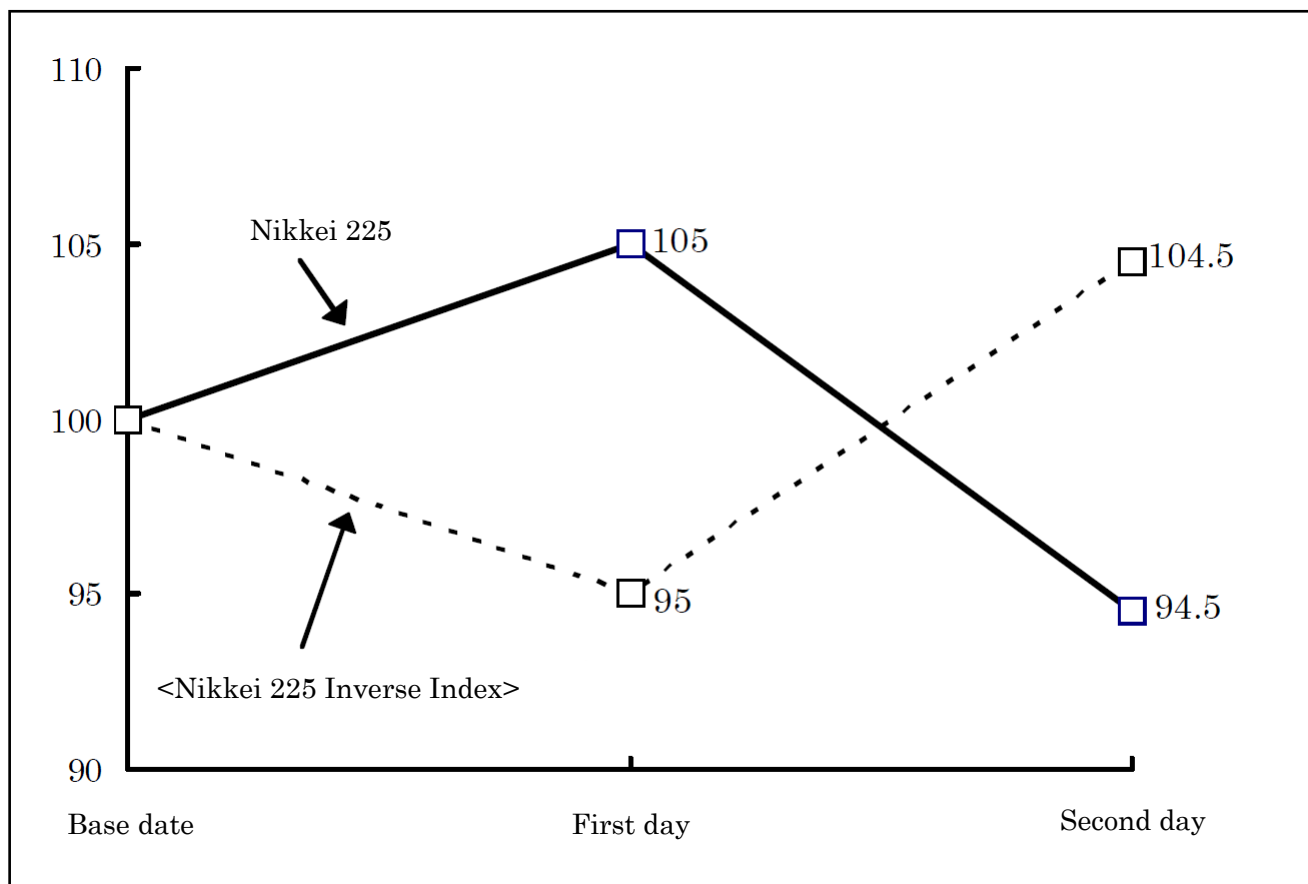
Example 2: When Nikkei 225 rises on the first day and falls on the second day

-Daily price fluctuation

	The first day	The second day
Nikkei 225	+5%	-10%
Nikkei 225 Inverse Index	-5%	+10%

-Price fluctuation compared with the base date

	The first day	The second day
Nikkei 225	+5%	<u>-5.5%</u>
Nikkei 225 Inverse Index	-5%	<u>+4.5%</u>



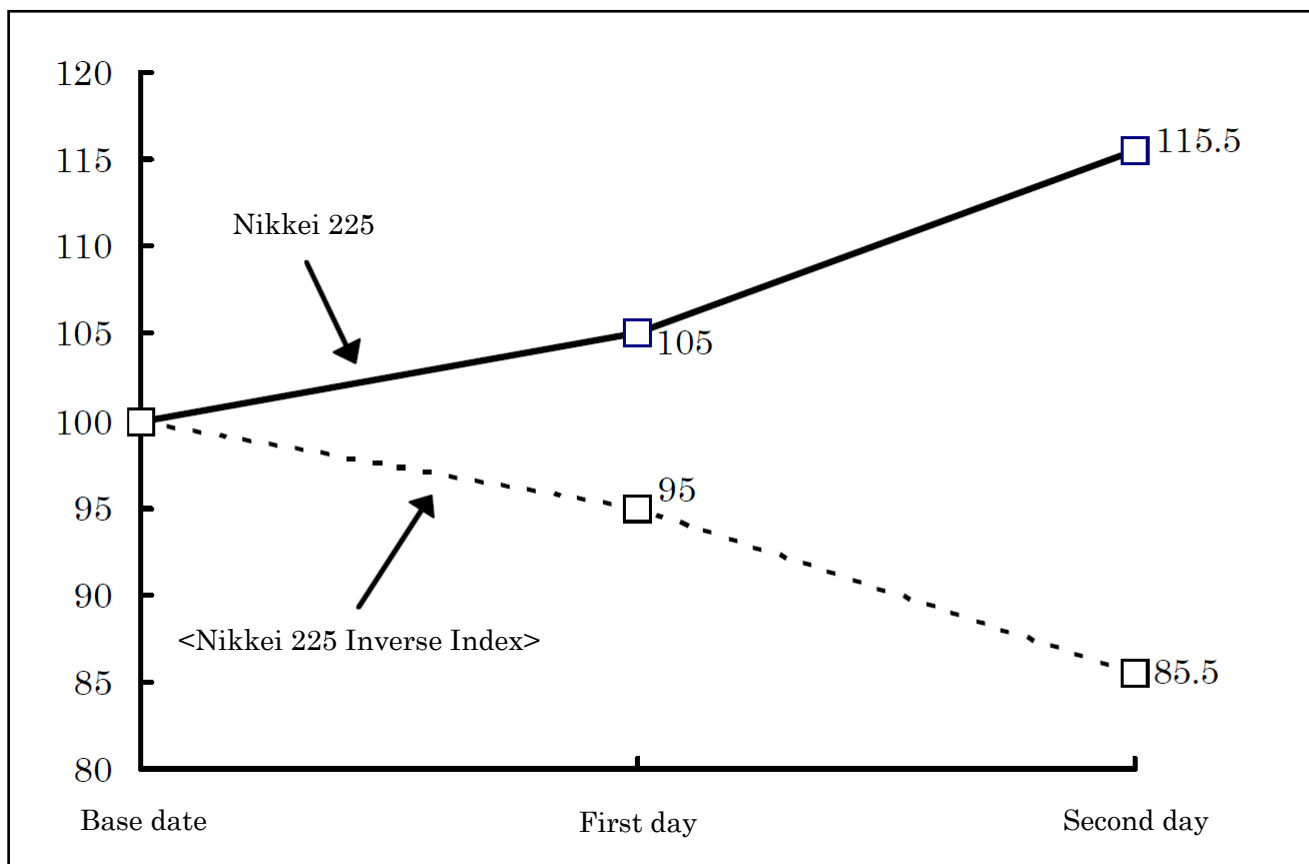
Example 3: When Nikkei 225 rises on the first day and rises on the second day

-Daily price fluctuation

	The first day	The second day
Nikkei 225	+5%	+10%
Nikkei 225 Inverse Index	-5%	-10%

-Price fluctuation compared with the base date

	The first day	The second day
Nikkei 225	+5%	<b>+15.5%</b>
Nikkei 225 Inverse Index	-5%	<b>-14.5%</b>



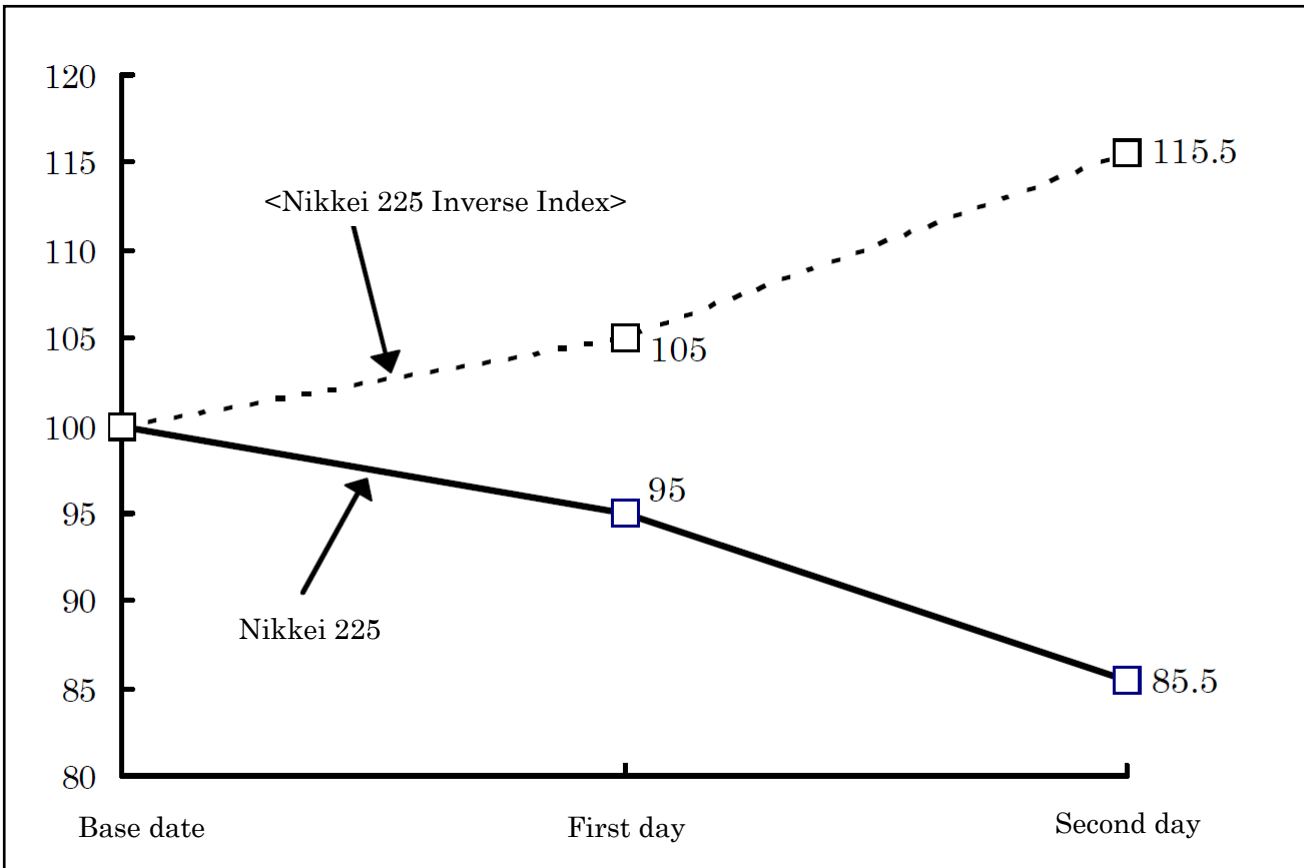
Example 4: When Nikkei 225 falls on the first day and falls on the second day

-Daily price fluctuation

	The first day	The second day
Nikkei 225	-5%	-10%
Nikkei 225 Inverse Index	+5%	+10%

-Price fluctuation compared with the base date

	The first day	The second day
Nikkei 225	-5%	<b><u>-14.5%</u></b>
Nikkei 225 Inverse Index	+5%	<b><u>+15.5%</u></b>



These illustrations above are calculated examples to explain the relationship of price fluctuations in the Nikkei 225 and the Nikkei 225 Inverse Index, and do not refer to actual performance.

There is no guarantee that the Fund will achieve its management target because the actual NAV of the Fund is affected by costs such as trust fees, an additional issue/partial redemption, and discrepancies in the fluctuations of Nikkei 225 and Nikkei 225 futures.

The market price of the Fund is based upon supply and demand, as calculated through competitive buying and selling on the exchange. Therefore, market price may differ from the NAV itself.